

ALKON®

PRODUCT CATALOG 2025-26



Roo Tilt Bins & Accessories

The right storage solution for every need



Alkon Roo Tilt Bins are designed with meticulous care for storage applications where products need to be stored, viewed and retrieved quickly. Roo Tilt Bins are a two-component binning system comprising of a cabinet and tilting bin which pivots at the front bottom edge of the Bin. Roo Tilt Bins are available in four sizes, Roo Tilt Bin Cabinet is made from High Impact Polystyrene (HIPS) and the Roo Tilt Bin is made from High Strength Transparent Polystyrene. Polystyrene has excellent physical properties and the material is long lasting. The Bin is Transparent in colour and Cabinet is Light Grey RAL 7035 in colour.

Features :

- The same size of Roo Tilt Bins can be stacked one on top of each other.
- With help of the ergonomically designed plastic clips which are provided with Roo Tilt Bins, the same can be mounted on the various Louvre Panels available in our range.
- Holes are provided on the back wall of the Roo Tilt Bin Cabinet which can be used to directly screw the Roo Tilt Bin onto a wall.
- Roo Tilt Bins can be interlocked side by side which makes it a self-supporting structure and helps in making long runs of the Bins depending on the need and space availability. To build self-supporting structures, we provide standard solutions to make Wall Mounted structures, Single and Double Sided Stands and Trolleys.
- Roo Tilt Bins have large front handles with ergonomic grip which ensures ease of operation of the drawers.
- Paper indicator slots are provided on the Roo Tilt Bins to accommodate paper labels for easy identification of the products stored inside the Roo Tilt Bins.
- Roo Tilt Bins are designed to be completely enclosed in the Cabinet when not tilted, this prevents dust and dirt entering the storage area of the Roo Tilt Bins.
- Roo Tilt Bins are space saving and helps in keeping small and medium parts well organised with easy access.
- Roo Tilt Bins are ideal for Hospitals, Medical Stores, Workshops, Offices, Garages, Hardware Stores, Warehouses and innumerable places where organised storage is required.



Art No

Outside Roo Tilt Bin Cabinet Dimensions in mm : 50 (L) x 73 (W) x 92 (H)
 Outside Roo Tilt Bin Dimensions in mm : 69 (L1) / 42 (L2) x 62 (W) x 80 (H1) 69 (H2)
 Inside Roo Tilt Bin Dimensions in mm : 38 (L) x 56 (W) x 80 (H1) 69 (H2)
 Standard Packing : Inner ctn.- 6 pcs.
 Master Ctn. Packing : 48 pcs.
 CBM Volume per box : 0.0335
 Colour : Roo Tilt Bin - Transparent
 Cabinet - Light Grey RAL 7035
 Supplied with 1 mounting clips

: RTB 1



Art No

Outside Roo Tilt Bin Cabinet Dimensions in mm : 90 (L) x 108 (W) x 141 (H)
 Outside Roo Tilt Bin Dimensions in mm : 112 (L1) / 84 (L2) x 98 (W) x 131 (H1) 101 (H2)
 Inside Roo Tilt Bin Dimensions in mm : 80 (L) x 90 (W) x 131 (H1) 101 (H2)
 Standard Packing : Inner ctn.- 4 pcs.
 Master Ctn. Packing : 24 pcs.
 CBM Volume per box : 0.065
 Colour : Roo Tilt Bin - Transparent
 Cabinet - Light Grey RAL 7035
 Supplied with 2 mounting clips

: RTB 2



Art No

Outside Roo Tilt Bin Cabinet Dimensions in mm : 121 (L) x 144 (W) x 193 (H)
 Outside Roo Tilt Bin Dimensions in mm : 153 (L1) / 113 (L2) x 129 (W) x 178 (H1) 140 (H2)
 Inside Roo Tilt Bin Dimensions in mm : 108 (L) x 123 (W) x 178 (H1) 140 (H2)
 Standard Packing : Inner ctn.- 2 pcs.
 Master Ctn. Packing : 12 pcs.
 CBM Volume per box : 0.065
 Colour : Roo Tilt Bin - Transparent
 Cabinet - Light Grey RAL 7035
 Supplied with 2 mounting clips

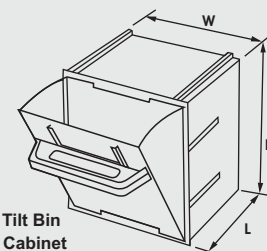
: RTB 3



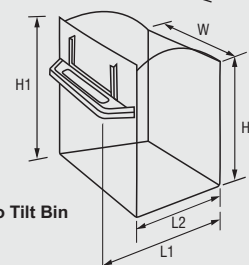
Art No

Outside Roo Tilt Bin Cabinet Dimensions in mm : 167 (L) x 215 (W) x 283 (H)
 Outside Roo Tilt Bin Dimensions in mm : 203 (L1) / 160 (L2) x 198 (W) x 267 (H1) 217 (H2)
 Inside Roo Tilt Bin Dimensions in mm : 155 (L) x 191 (W) x 267 (H1) 217 (H2)
 Standard Packing : Inner ctn.- 2 pcs.
 Master Ctn. Packing : 4 pcs.
 CBM Volume per box : 0.065
 Colour : Roo Tilt Bin - Transparent
 Cabinet - Light Grey RAL 7035
 Supplied with 3 mounting clips

: RTB 4




Roo Tilt Bin with Cabinet



Roo Tilt Bin



Roo Tilt Bins



The Bins are made from High Strength Transparent Polystyrene, are housed in a High Impact Polystyrene body designed to be mounted on Louvre Panels, Stands, Trolleys and Wall.

Stacking



These Bins of same depth can be stacked on top of each other.

Frontal Opening



These Bins have a convenient tilted opening feature which ensures optimal access to the stored products.

Roo Tilt Bin Retaining Bar




Chrome plated steel retaining bar prevents the Roo Tilt Bins from tipping off.

All dimensions in mm approx.



ROO TILT BINS ON LOUVRE PANELS

The Louvre Panels are made from 1.5mm (T) CRCA steel duly powder coated in Light Grey RAL 7035 colour and are available in four sizes. These Louvre Panels can be easily fitted on walls, on FSS/C & FSS/LP 6 Stands & SFT Trolley.


Art No	No of Roo Tilt Bins per Louvre Panel			
	LP 1	LP 2	LP 3	LP 6
RTB 1	6H x 4V = 24	6H x 5V = 30	6H x 8V = 48	6H x 16V = 96
RTB 2	4H x 3V = 12	4H x 4V = 16	4H x 6V = 24	4H x 12V = 48
RTB 3	3H x 2V = 6	3H x 3V = 9	3H x 4V = 12	3H x 8V = 24
RTB 4	2H x 1V = 2	2H x 2V = 4	2H x 3V = 6	2H x 6V = 12

**LP 1**

Size : 457mm (W) x 457mm (H)

24 Nos of RTB 1 Bins
Mounted on LP 112 Nos of RTB 2 Bins
Mounted on LP 16 Nos of RTB 3 Bins
Mounted on LP 12 Nos of RTB 4 Bins
Mounted on LP 1**LP 2**


Size : 457mm (W) x 610mm (H)

30 Nos of RTB 1 Bins
Mounted on LP 216 Nos of RTB 2 Bins
Mounted on LP 29 Nos of RTB 3 Bins
Mounted on LP 24 Nos of RTB 4 Bins
Mounted on LP 2**LP 3**

Size : 457mm (W) x 914mm (H)

48 Nos of RTB 1 Bins
Mounted on LP 324 Nos of RTB 2 Bins
Mounted on LP 312 Nos of RTB 3 Bins
Mounted on LP 36 Nos of RTB 4 Bins
Mounted on LP 3

All dimensions in mm approx.


LP 6

Size : 457mm (W) x 1830mm (H)


 96 Nos of RTB 1 Bins
Mounted on LP 6

 48 Nos of RTB 2 Bins
Mounted on LP 6

 24 Nos of RTB 3 Bins
Mounted on LP 6

 12 Nos of RTB 4 Bins
Mounted on LP 6

Shop Floor Trolley - SFT

Size : 970 (W) x 600 (D) x 1100 (H) mm


 Shop Floor Trolley
mounted with
4 Nos of Louvre Panels LP 2
(2 on each side)

 120 Nos of RTB 1 Bins
(60 Nos. on each side)
Mounted on
Shop Floor Trolley

 64 Nos of RTB 2 Bins
(32 Nos. on each side)
Mounted on
Shop Floor Trolley

 36 Nos of RTB 3 Bins
(18 Nos. on each side)
Mounted on
Shop Floor Trolley

 16 Nos of RTB 4 Bins
(8 Nos. on each side)
Mounted on
Shop Floor Trolley

ALKON TUFF STAND LOUVRE PANEL : ATSLP 914 x 610

These Louvre panels are made from 1.5mm (T) CRCA steel duly powder coated in Light Grey RAL 7035 colour. These louvre panels are designed to be fitted on ALKON Tuff Single or Double sided Stands and Alkon Tuff Trolley.

Art No. : ATSLP 914 x 610


Dimension : 914mm (W) x 610mm (H)
Colour : Light Grey RAL 7035.

Art No	No of Roo Tilt Bins per Tuff stands		No of Roo Tilt Bins per Tuff Trolley	
	Single Side	Double Side	Single Side	Double Side
RTB 1	12H X 16V = 192	12H X 16V x 2 = 384	12H X 10V = 120	12H X 20V = 240
RTB 2	8H X 12V = 96	8H X 12V x 2 = 192	8H X 8V = 64	8H X 16V = 128
RTB 3	6H X 8V = 48	6H X 8V x 2 = 96	6H X 6V = 36	6H X 12V = 72
RTB 4	4H X 6V = 24	4H X 6V x 2 = 48	4H X 4V = 16	4H X 8V = 32



ATSSS

Size : 915mm (W) x 550mm (D) x 1925mm (H)
Fitted with 3 Nos of ATSLP



ATDSS

Size : 915mm (W) x 700mm (D) x 1925mm (H)
Fitted with 6 Nos of ATSLP
(3 on each Side)



ATTB

Size : 995mm (W) x 700mm (D) x 1430mm (H)
Fitted with 4 Nos of ATSLP (2 on each Side)

All dimensions in mm approx.

Alkon Tuff Single Sided Stands



192 Nos of RTB 1 Bins
Mounted on Tuff Single
Sided Stand.



96 Nos of RTB 2 Bins
Mounted on Tuff Single
Sided Stand.



48 Nos of RTB 3 Bins
Mounted on Tuff Single
Sided Stand.



24 Nos of RTB 4 Bins
Mounted on Tuff Single
Sided Stand.

Alkon Tuff Double Sided Stands with Mixed Bin Combinations



RTB Mixed Bins
Mounted on Tuff Double
Sided Stand :
72 Nos of RTB 1 Bins
48 Nos of RTB 2 Bins
36 Nos of RTB 3 Bins
8 Nos of RTB 4 Bins



RTB Mixed Bins
Mounted on Tuff Double
Sided Stand :
48 Nos of RTB 1 Bins
48 Nos of RTB 2 Bins
24 Nos of RTB 3 Bins
16 Nos of RTB 4 Bins



RTB Mixed Bins
Mounted on Tuff Double
Sided Stand :
48 Nos of RTB 1 Bins
48 Nos of RTB 2 Bins
12 Nos of RTB 3 Bins
24 Nos of RTB 4 Bins



RTB Mixed Bins
Mounted on Tuff Double
Sided Stand :
24 Nos of RTB 1 Bins
32 Nos of RTB 2 Bins
12 Nos of RTB 3 Bins
32 Nos of RTB 4 Bins

Alkon Tuff Trolley - Double Sided with Mixed Bin Combinations



RTB Mixed Bins
Mounted on Tuff Double
Sided Trolley :
24 Nos of RTB 1 Bins
32 Nos of RTB 2 Bins
12 Nos of RTB 3 Bins
16 Nos of RTB 4 Bins



RTB Mixed Bins
Mounted on Tuff Double
Sided Trolley :
48 Nos of RTB 1 Bins
32 Nos of RTB 2 Bins
24 Nos of RTB 3 Bins
8 Nos of RTB 4 Bins



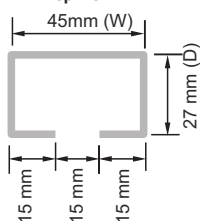


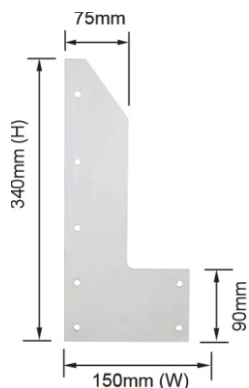


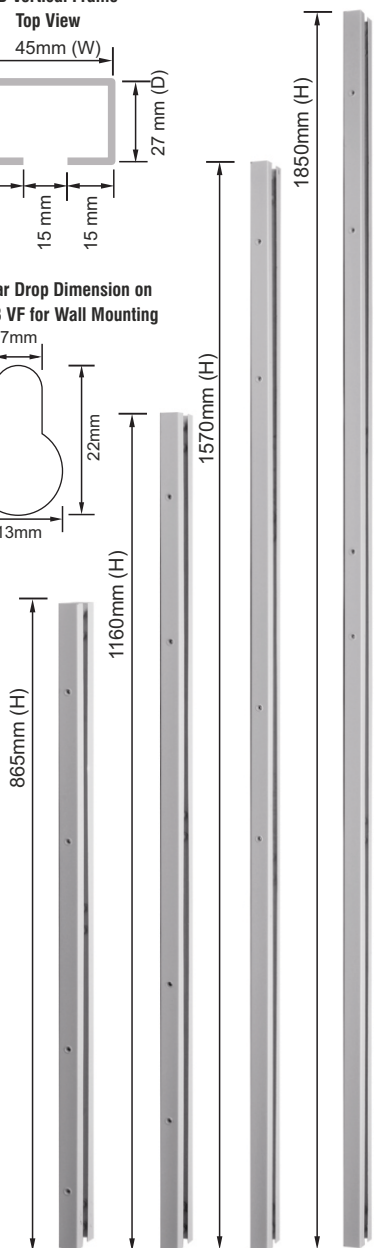
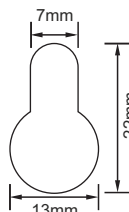
RTB Mixed Bins
Mounted on Tuff Double
Sided Trolley :
64 Nos of RTB 2 Bins
36 Nos of RTB 3 Bins



RTB Mixed Bins
Mounted on Tuff Double
Sided Trolley :
72 Nos of RTB 1 Bins
48 Nos of RTB 2 Bins
24 Nos of RTB 3 Bins

RTB Vertical Frame

Art No	RTB VF 865
Dimension	865mm(H) x 45mm(W) x 27mm(D)
Art No	RTB VF 1160
Dimension	1160mm(H) x 45mm(W) x 27mm(D)
Art No	RTB VF 1570
Dimension	1570mm(H) x 45mm(W) x 27mm(D)
Art No	RTB VF 1850
Dimension	1850mm(H) x 45mm(W) x 27mm(D)
Thickness	1.0mm (T)
Material	Made from CRCA Steel duly Powder Coated in Light Grey RAL 7035 Colour

RTB Vertical Frame
Top View

Tear Drop Dimension on RTB VF for Wall Mounting

RTB Horizontal Arm

Art No	RTB HA 335
Dimension	335mm (W) x 25mm (D) x 60mm (H)
Art No	RTB HA 546
Dimension	546mm (W) x 25mm (D) x 60mm (H)
Thickness	1.0mm (T)
Material	Made from CRCA Steel duly Powder Coated in Light Grey RAL 7035 Colour

RTB Horizontal Arm - Bottom

Art No	RTB HA BT 335
Dimension	335mm (W) x 47mm (D) x 60mm (H)
Art No	RTB HA BT 546
Dimension	546mm (W) x 47mm (D) x 60mm (H)
Thickness	1.5mm (T)
Material	Made from CRCA Steel duly Powder Coated in Light Grey RAL 7035 Colour

RTB Base Side Plate

Art No	RTB BSP
Dimension	150mm (W) x 340mm (H)
Thickness	1.5mm (T)
Material	Made from CRCA Steel duly Powder Coated in Light Grey RAL 7035 Colour


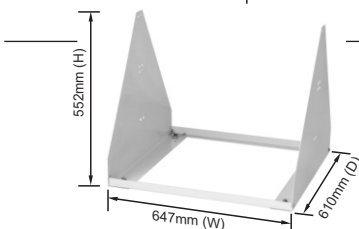


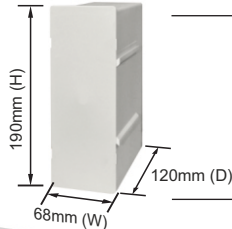

RTB Base Stand

Art No	RTB BS 425
Dimension	425mm (W) x 300mm (D) x 100mm (H)
Art No	RTB BS 640
Dimension	640mm (W) x 300mm (D) x 100mm (H)
Thickness	1.0mm (T)
Material	Made from CRCA Steel duly Powder Coated in Light Grey RAL 7035 Colour

RTB Vertical Frame Cap

Art No	RTB VFC
Dimension	45mm (W) x 27mm (D) x 12mm (H)
Material	Made from Polypropylene in Light Grey RAL 7035 Colour

All dimensions in mm approx.



RTB Clips

Art No	RTB CP
Dimension	35mm (W) x 25 (H) x 13.5mm (D)
Description	To be used while mounting Roo Tilt Bin Cabinet on Louvre Panels.
Material	Made from High Impact Polystyrene in Light Grey RAL 7035 Colour

RTB Spacer

Art No	RTB SPR
Dimension	68mm (W) x 120mm (D) X 190mm (H)
Description	RTB Spacer for RTB 3 Bin
Material	Made from High Impact Polystyrene in Light Grey RAL 7035 Colour

RTB Retaining Bar

Art No.	RTB 1&2/R BAR
Dimension	434mm (W) x 54mm (D) X 3mm (Dia)
Description	RTB 1&2/R BAR can be used for 6 nos. of interlocked RTB 1 Bins or 4 nos. of Interlocked RTB 2 Bins
Art No.	RTB 3&4/R BAR
Dimension	434mm (W) x 96mm (D) X 3mm (Dia)
Description	RTB 3&4/R BAR can be used for 3 Nos. of interlocked RTB 3 Bins or 2 Nos. of interlocked RTB 4 Bins.
Material	Made from Chrome plated Steel

RTB Fixing Plate

Art No	RTB FP
Dimension	40mm (L) x 20mm (H)
Description	Fixing plate with M6 x 16 screw to be used while mounting Roo Tilt Bin Cabinet on Vertical frame for Wall Mount, Stands & Trolleys.
Material	GI steel 1.5mm thick

RTB Trolley Base Top

Art No	RTB TBT
Dimension	640mm(W) x 610mm(D) x 30mm(H)
Thickness	1.0mm
Material	Made from CRCA Steel duly Powder Coated in Light Grey RAL 7035 Colour

RTB Trolley Base

Art No	RTB TB
Dimension	647mm(W) x 610mm(D) x 552mm(H)
Thickness	1.0mm
Material	Made from CRCA Steel duly Powder Coated in Light Grey RAL 7035 Colour

RTB Trolley Castor

Art No	RMC0083
Description	100mm PU Wheel Castors with Brake
Art No	RMC0084
Description	100mm PU Wheel Castors without Brake
Diameter	100mm
Material	Made from polyurethane
Colour	Maroon

RTB Handle with Base Mount

Art No	RTB HBM
Dimension-Base Mount	50mm(W) x 220mm(H)
Thickness	1.0mm
Material	Made from CRCA Steel duly Powder Coated in Light Grey RAL 7035 colour
Dimension-Handle	25mm(W) x 145mm(H)
Material	Nylon
Colour	Black

How to affix Roo Tilt Bins on Vertical Frames



Having removed the Roo Tilt Bin, insert screw corresponding to screw holes in Roo Tilt Bin Cabinet.



Insert screws and screw into Fixing Plate on the back of Roo Tilt Bin Cabinet.



Interlock the cabinets by sliding front to back.




Insert Fixing Plate into vertical frame.



Once in place tighten screws to affix the Roo Tilt Bin cabinet to the vertical frame.

All dimensions in mm approx.



Wall Mounting Stand for Roo Tilt Bins

Size : 425mm(W) x 865mm(H)
Consists of :


- 2 Nos of RTB HA 335
(Horizontal Arm)
- 1 No of RTB HA BT 335
(Horizontal Arm - Bottom)
- 1 Set (2 Nos) of RTB VF 865
(Vertical Frame including 12 Bolts
of size M6 x 16)
- Made from CRCA Steel
duly powder coated in
Light Grey RAL 7035 colour
- Thickness:
RTB HA 335 : 1mm
RTB VF 865 : 1mm
RTB HA BT 335 : 1.5mm
- 1 Set (2 Nos) of RTB VFC
(Vertical Frame Cap)
Made from Polypropylene in
Light Grey RAL 7035 Colour

All dimensions in mm approx.

Standard Roo Tilt Bin Unit - Wall Mounted

Size : 425mm (W) X 865mm (H)

RTBW-1



RTBW-1 Wall Mounting Unit

Consists of :

- 1 Set of wall mounting stand
Size : 425mm(W) x 865mm(H)
- 54 Nos of RTB 1 Bins
- 9 Sets of RTB FP (Fixing Plate)

RTBW-2



RTBW-2 Wall Mounting Unit

Consists of :

- 1 Set of wall mounting stand
Size : 425mm(W) x 865mm(H)
- 24 Nos of RTB 2 Bins
- 6 Sets of RTB FP (Fixing Plate)

RTBW-3



RTBW-3 Wall Mounting Unit

Consists of :

- 1 Set of wall mounting stand
Size : 425mm(W) x 865mm(H)
- 6 Nos of RTB 1 Bins
- 12 Nos of RTB 3 Bins
- 5 Sets of RTB FP (Fixing Plate)

RTBW-4



RTBW-4 Wall Mounting Unit

Consists of :

- 1 Set of wall mounting stand
Size : 425mm(W) x 865mm(H)
- 6 Nos of RTB 4 Bins
- 3 Sets of RTB FP (Fixing Plate)

Standard Roo Tilt Bin Unit - Wall Mounted

Size : 425mm (W) X 865mm (H)



Wall Mounting Stand for Roo Tilt Bins

Size : 425mm(W) x 865mm(H)
Consists of :

- 2 Nos of RTB HA 335
(Horizontal Arm)
- 1 No of RTB HA BT 335
(Horizontal Arm - Bottom)
- 1 Set (2 Nos) of RTB VF 865
(Vertical Frame including 12 Bolts
of size M6 x 16)
- Made from CRCA Steel
duly powder coated in
Light Grey RAL 7035 colour
- Thickness:
RTB HA 335 : 1mm
RTB VF 865 : 1mm
RTB HA BT 335 : 1.5mm
- 1 Set (2 Nos) of RTB VFC
(Vertical Frame Cap)
Made from Polypropylene in
Light Grey RAL 7035 Colour

All dimensions in mm approx.

RTBW-5



RTBW-5 Wall Mounting Unit Consists of :

- 1 Set of wall mounting stand
Size : 425mm(W) x 865mm(H)
- 12 Nos of RTB 1 Bins
- 8 Nos of RTB 2 Bins
- 6 Nos of RTB 3 Bins
- 6 Sets of RTB FP (Fixing Plate)

RTBW-6



RTBW-6 Wall Mounting Unit Consists of :

- 1 Set of wall mounting stand
Size : 425mm(W) x 865mm(H)
- 6 Nos of RTB 1 Bins
- 8 Nos of RTB 2 Bins
- 3 Nos of RTB 3 Bins
- 2 Nos of RTB 4 Bins
- 5 Sets of RTB FP (Fixing Plate)

RTBW-7



RTBW-7 Wall Mounting Unit Consists of :


- 1 Set of wall mounting stand
Size : 425mm(W) x 865mm(H)
- 8 Nos of RTB 2 Bins
- 4 Nos of RTB 4 Bins
- 4 Sets of RTB FP (Fixing Plate)

RTBW-8



RTBW-8 Wall Mounting Unit Consists of :

- 1 Set of wall mounting stand
Size : 425mm(W) x 865mm(H)
- 18 Nos of RTB 1 Bins
- 9 Nos of RTB 3 Bins
- 6 Sets of RTB FP (Fixing Plate)



**Wall Mounting Stand for
Roo Tilt Bins**
Size : 425mm(W) x 1160mm(H)
Consists of :

- 2 Nos of RTB HA 335
(Horizontal Arm)
- 1 No of RTB HA BT 335
(Horizontal Arm - Bottom)
- 1 Set (2 Nos) of RTB VF 1160
(Vertical Frame including 12 Bolts
of size M6 x 16)
- Made from CRCA Steel
duly powder coated in
Light Grey RAL 7035 colour
- Thickness:
RTB HA 335 : 1mm
RTB VF 1160 : 1mm
RTB HA BT 335 : 1.5mm
- 1 Set (2 Nos) of RTB VFC
(Vertical Frame Cap)
Made from Polypropylene in
Light Grey RAL 7035 Colour

All dimensions in mm approx.

Standard Roo Tilt Bin Unit - Wall Mounted

Size : 425mm (W) x 1160mm (H)

RTBW-9



RTBW-9 Wall Mounting Unit
Consists of :

- 1 Set of wall mounting stand
Size : 425mm(W) x 1160mm(H)
- 72 Nos of RTB 1 Bins
- 12 Sets of RTB FP (Fixing Plate)

RTBW-10



RTBW-10 Wall Mounting Unit
Consists of :

- 1 Set of wall mounting stand
Size : 425mm(W) x 1160mm(H)
- 32 Nos of RTB 2 Bins
- 8 Sets of RTB FP (Fixing Plate)

RTBW-11



RTBW-11 Wall Mounting Unit
Consists of :

- 1 Set of wall mounting stand
Size : 425mm(W) x 1160mm(H)
- 18 Nos of RTB 3 Bins
- 6 Sets of RTB FP (Fixing Plate)

RTBW-12




RTBW-12 Wall Mounting Unit
Consists of :

- 1 Set of wall mounting stand
Size : 425mm(W) x 1160mm(H)
- 8 Nos of RTB 4 Bins
- 4 Sets of RTB FP (Fixing Plate)

Standard Roo Tilt Bin Unit - Wall Mounted

Size : 425mm (W) x 1160mm (H)



Wall Mounting Stand for Roo Tilt Bins
Size : 425mm(W) x 1160mm(H)
Consists of :

- 2 Nos of RTB HA 335 (Horizontal Arm)
- 1 No of RTB HA BT 335 (Horizontal Arm - Bottom)
- 1 Set (2 Nos) of RTB VF 1160 (Vertical Frame including 12 Bolts of size M6 x 16)
- Made from CRCA Steel duly powder coated in Light Grey RAL 7035 colour
- Thickness:
RTB HA 335 : 1mm
RTB VF 1160: 1mm
RTB HA BT 335 : 1.5mm
- 1 Set (2 Nos) of RTB VFC (Vertical Frame Cap)
Made from Polypropylene in Light Grey RAL 7035 Colour

All dimensions in mm approx.

RTBW-13



RTBW-13 Wall Mounting Unit
Consists of :

- 1 Set of wall mounting stand
Size : 425mm(W) x 1160mm(H)
- 12 Nos of RTB 1 Bins
- 8 Nos of RTB 2 Bins
- 6 Nos of RTB 3 Bins
- 2 Nos of RTB 4 Bins
- 7 Sets of RTB FP (Fixing Plate)

RTBW-15



RTBW-15 Wall Mounting Unit
Consists of :

- 1 Set of wall mounting stand
Size : 425mm(W) x 1160mm(H)
- 16 Nos of RTB 2 Bins
- 9 Nos of RTB 3 Bins
- 7 Sets of RTB FP (Fixing Plate)

RTBW-14



RTBW-14 Wall Mounting Unit
Consists of :


- 1 Set of wall mounting stand
Size : 425mm(W) x 1160mm(H)
- 6 Nos of RTB 1 Bins
- 8 Nos of RTB 2 Bins
- 3 Nos of RTB 3 Bins
- 4 Nos of RTB 4 Bins
- 6 Sets of RTB FP (Fixing Plate)

RTBW-16



RTBW-16 Wall Mounting Unit
Consists of :

- 1 Set of wall mounting stand
Size : 425mm(W) x 1160mm(H)
- 30 Nos of RTB 1 Bins
- 8 Nos of RTB 2 Bins
- 6 Nos of RTB 3 Bins
- 9 Sets of RTB FP (Fixing Plate)

Standard Roo Tilt Bin Unit - Wall Mounted
Size : 425mm (W) x 1570mm (H)

**Wall Mounting Stand for
Roo Tilt Bins**
Size : 425mm(W) x 1570mm(H)
Consists of :

- 3 Nos of RTB HA 335
(Horizontal Arm)
- 1 No of RTB HA BT 335
(Horizontal Arm - Bottom)
- 1 Set (2 Nos) of RTB VF 1570
(Vertical Frame including 16 Bolts
of size M6 x 16)
- Made from CRCA Steel
duly powder coated in
Light Grey RAL 7035 colour
- Thickness:
RTB HA 335 : 1mm
RTB VF 1570 : 1mm
RTB HA BT 335 : 1.5mm
- 1 Set (2 Nos) of RTB VFC
(Vertical Frame Cap)
Made from Polypropylene in
Light Grey RAL 7035 Colour

All dimensions in mm approx.


RTBW-17
RTBW-17 Wall Mounting Unit
Consists of :

- 1 Set of wall mounting stand
Size : 425mm(W) x 1570mm(H)
- 102 Nos of RTB 1 Bins
- 17 Sets of RTB FP (Fixing Plate)

RTBW-18
RTBW-18 Wall Mounting Unit
Consists of :

- 1 Set of wall mounting stand
Size : 425mm(W) x 1570mm(H)
- 44 Nos of RTB 2 Bins
- 11 Sets of RTB FP (Fixing Plate)


RTBW-19
RTBW-19 Wall Mounting Unit
Consists of :

- 1 Set of wall mounting stand
Size : 425mm(W) x 1570mm(H)
- 24 Nos of RTB 3 Bins
- 8 Sets of RTB FP (Fixing Plate)


RTBW-20
RTBW-20 Wall Mounting Unit
Consists of :

- 1 Set of wall mounting stand
Size : 425mm(W) x 1570mm(H)
- 4 Nos of RTB 2 Bins
- 10 Nos of RTB 4 Bins
- 6 Sets of RTB FP (Fixing Plate)



Standard Roo Tilt Bin Unit - Wall Mounted

Size : 425mm (W) x 1570mm (H)



Wall Mounting Stand for Roo Tilt Bins Size : 425mm(W) x 1570mm(H) Consists of :

- 3 Nos of RTB HA 335
(Horizontal Arm)
- 1 No of RTB HA BT 335
(Horizontal Arm - Bottom)
- 1 Set (2 Nos) of RTB VF 1570
(Vertical Frame including 16 Bolts
of size M6 x 16)
- Made from CRCA Steel
duly powder coated in
Light Grey RAL 7035 colour
- Thickness:
RTB HA 335 : 1mm
RTB VF 1570 : 1mm
RTB HA BT 335 : 1.5mm
- 1 Set (2 Nos) of RTB VFC
(Vertical Frame Cap)
Made from Polypropylene in
Light Grey RAL 7035 Colour

All dimensions in mm approx.



RTBW-21

RTBW-21 Wall Mounting Unit Consists of :

- 1 Set of wall mounting stand
Size : 425mm(W) x 1570mm(H)
- 18 Nos of RTB 1 Bins
- 12 Nos of RTB 2 Bins
- 9 Nos of RTB 3 Bins
- 2 Nos of RTB 4 Bins
- 10 Sets of RTB FP (Fixing Plate)

RTBW-22

RTBW-22 Wall Mounting Unit Consists of :

- 1 Set of wall mounting stand
Size : 425mm(W) x 1570mm(H)
- 12 Nos of RTB 1 Bins
- 12 Nos of RTB 2 Bins
- 6 Nos of RTB 3 Bins
- 4 Nos of RTB 4 Bins
- 9 Sets of RTB FP (Fixing Plate)



RTBW-23

RTBW-23 Wall Mounting Unit Consists of :


- 1 Set of wall mounting stand
Size : 425mm(W) x 1570mm(H)
- 6 Nos of RTB 1 Bins
- 12 Nos of RTB 2 Bins
- 3 Nos of RTB 3 Bins
- 6 Nos of RTB 4 Bins
- 8 Sets of RTB FP (Fixing Plate)

RTBW-24

RTBW-24 Wall Mounting Unit Consists of :

- 1 Set of wall mounting stand
Size : 425mm(W) x 1570mm(H)
- 24 Nos of RTB 1 Bins
- 4 Nos of RTB 2 Bins
- 12 Nos of RTB 3 Bins
- 2 Nos of RTB 4 Bins
- 10 Sets of RTB FP (Fixing Plate)





**Wall Mounting Stand for
Roo Tilt Bins**
Size : 425mm(W) x 1850mm(H)
Consists of :

- 3 Nos of RTB HA 335
(Horizontal Arm)
- 1 No of RTB HA BT 335
(Horizontal Arm - Bottom)
- 1 Set (2 Nos) of RTB VF 1850
(Vertical Frame including 16 Bolts
of size M6 x 16)
- Made from CRCA Steel
duly powder coated in
Light Grey RAL 7035 colour
- Thickness:
RTB HA 335 : 1mm
RTB VF 1850 : 1mm
RTB HA BT 335 : 1.5mm
- 1 Set (2 Nos) of RTB VFC
(Vertical Frame Cap)
Made from Polypropylene in
Light Grey RAL 7035 Colour

All dimensions in mm approx.

Standard Roo Tilt Bin Unit - Wall Mounted

Size : 425mm (W) x 1850mm (H)



RTBW-25

RTBW-25 Wall Mounting Unit

Consists of :

- 1 Set of wall mounting stand
Size : 425mm(W) x 1850mm(H)
- 120 Nos of RTB 1 Bins
- 20 Sets of RTB FP (Fixing Plate)

RTBW-26

RTBW-26 Wall Mounting Unit

Consists of :

- 1 Set of wall mounting stand
Size : 425mm(W) x 1850mm(H)
- 52 Nos of RTB 2 Bins
- 13 Sets of RTB FP (Fixing Plate)



RTBW-27

RTBW-27 Wall Mounting Unit

Consists of :

- 1 Set of wall mounting stand
Size : 425mm(W) x 1850mm(H)
- 6 Nos of RTB 1 Bins
- 27 Nos of RTB 3 Bins
- 10 Sets of RTB FP (Fixing Plate)

RTBW-28


RTBW-28 Wall Mounting Unit

Consists of :

- 1 Set of wall mounting stand
Size : 425mm(W) x 1850mm(H)
- 4 Nos of RTB 2 Bins
- 12 Nos of RTB 4 Bins
- 7 Sets of RTB FP (Fixing Plate)



Standard Roo Tilt Bin Unit - Wall Mounted Size : 425mm (W) x 1850mm (H)



**Wall Mounting Stand for
Roo Tilt Bins**
Size : 425mm(W) x 1850mm(H)
Consists of :

- 3 Nos of RTB HA 335
(Horizontal Arm)
- 1 No of RTB HA BT 335
(Horizontal Arm - Bottom)
- 1 Set (2 Nos) of RTB VF 1850
(Vertical Frame including 16 Bolts
of size M6 x 16)
- Made from CRCA Steel
duly powder coated in
Light Grey RAL 7035 colour
- Thickness:
RTB HA 335 : 1mm
RTB VF 1850 : 1mm
RTB HA BT 335 : 1.5mm
- 1 Set (2 Nos) of RTB VFC
(Vertical Frame Cap)
Made from Polypropylene in
Light Grey RAL 7035 Colour

All dimensions in mm approx.



RTBW-29

RTBW-29 Wall Mounting Unit
Consists of :

- 1 Set of wall mounting stand
Size : 425mm(W) x 1850mm(H)
- 18 Nos of RTB 1 Bins
- 12 Nos of RTB 2 Bins
- 9 Nos of RTB 3 Bins
- 4 Nos of RTB 4 Bins
- 11 Sets of RTB FP (Fixing Plate)

RTBW-30

RTBW-30 Wall Mounting Unit
Consists of :

- 1 Set of wall mounting stand
Size : 425mm(W) x 1850mm(H)
- 6 Nos of RTB 1 Bins
- 12 Nos of RTB 2 Bins
- 3 Nos of RTB 3 Bins
- 8 Nos of RTB 4 Bins
- 9 Sets of RTB FP (Fixing Plate)



RTBW-31

RTBW-31 Wall Mounting Unit
Consists of :

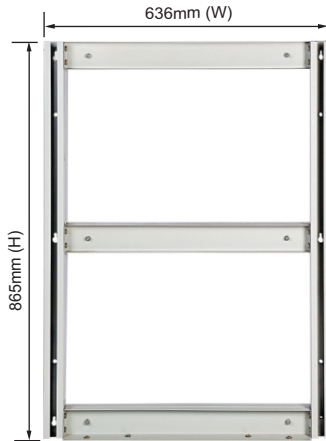
- 1 Set of wall mounting stand
Size : 425mm(W) x 1850mm(H)
- 36 Nos of RTB 1 Bins
- 36 Nos of RTB 2 Bins
- 15 Sets of RTB FP (Fixing Plate)

RTBW-32

RTBW-32 Wall Mounting Unit
Consists of :

- 1 Set of wall mounting stand
Size : 425mm(W) x 1850mm(H)
- 24 Nos of RTB 2 Bins
- 15 Nos of RTB 3 Bins
- 11 Sets of RTB FP (Fixing Plate)




Wall Mounting Stand for Roo Tilt Bins

Size : 636mm(W) x 865mm(H)
Consists of :

- 2 Nos of RTB HA 546 (Horizontal Arm)
- 1 No of RTB HA BT 546 (Horizontal Arm - Bottom)
- 1 Set (2 Nos) of RTB VF 865 (Vertical Frame including 12 Bolts of size M6 x 16)
- Made from CRCA Steel duly powder coated in Light Grey RAL 7035 colour
- Thickness:
 RTB HA 546 : 1mm
 RTB VF 865 : 1mm
 RTB HA BT 546 : 1.5mm
- 1 Set (2 Nos) of RTB VFC (Vertical Frame Cap)
 Made from Polypropylene in Light Grey RAL 7035 Colour

All dimensions in mm approx.

Standard Roo Tilt Bin Unit - Wall Mounted

Size : 636mm (W) x 865mm (H)

RTBW-33

RTBW-33 Wall Mounting Unit
Consists of :

- 1 Set of wall mounting stand
 Size : 636mm(W) x 865mm(H)
- 81 Nos of RTB 1 Bins
- 9 Sets of RTB FP (Fixing Plate)

RTBW-34

RTBW-34 Wall Mounting Unit
Consists of :

- 1 Set of wall mounting stand
 Size : 636mm(W) x 865mm(H)
- 36 Nos of RTB 2 Bins
- 6 Sets of RTB FP (Fixing Plate)

RTBW-35

RTBW-35 Wall Mounting Unit
Consists of :

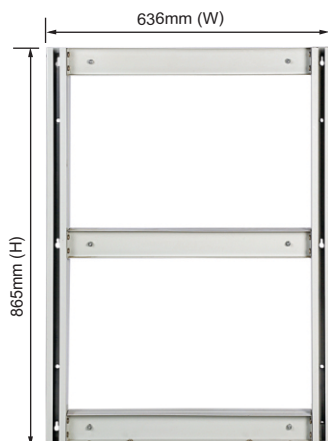
- 1 Set of wall mounting stand
 Size : 636mm(W) x 865mm(H)
- 9 Nos of RTB 1 Bins
- 16 Nos of RTB 3 Bins
- 4 Nos of RTB SPR (Spacer)
- 5 Sets of RTB FP (Fixing Plate)

RTBW-36

RTBW-36 Wall Mounting Unit
Consists of :

- 1 Set of wall mounting stand
 Size : 636mm(W) x 865mm(H)
- 9 Nos of RTB 4 Bins
- 3 Sets of RTB FP (Fixing Plate)

Standard Roo Tilt Bin Unit - Wall Mounted Size : 636mm (W) x 865mm (H)



Wall Mounting Stand for Roo Tilt Bins Size : 636mm(W) x 865mm(H) Consists of :

- 2 Nos of RTB HA 546
(Horizontal Arm)
- 1 No of RTB HA BT 546
(Horizontal Arm - Bottom)
- 1 Set (2 Nos) of RTB VF 865
(Vertical Frame including 12 Bolts
of size M6 x 16)
- Made from CRCA Steel
duly powder coated in
Light Grey RAL 7035 colour
- Thickness:
RTB HA 546 : 1mm
RTB VF 865 : 1mm
RTB HA BT 546 : 1.5mm
- 1 Set (2 Nos) of RTB VFC
(Vertical Frame Cap)
Made from Polypropylene in
Light Grey RAL 7035 Colour

All dimensions in mm approx.

RTBW-37



RTBW-37 Wall Mounting Unit Consists of :

- 1 Set of wall mounting stand
Size : 636mm(W) x 865mm(H)
- 18 Nos of RTB 1 Bins
- 12 Nos of RTB 2 Bins
- 8 Nos of RTB 3 Bins
- 2 Nos of RTB SPR (Spacer)
- 6 Sets of RTB FP (Fixing Plate)

RTBW-38



RTBW-38 Wall Mounting Unit Consists of :

- 1 Set of wall mounting stand
Size : 636mm(W) x 865mm(H)
- 9 Nos of RTB 1 Bins
- 12 Nos of RTB 2 Bins
- 4 Nos of RTB 3 Bins
- 3 Nos of RTB 4 Bins
- 1 Nos of RTB SPR (Spacer)
- 5 Sets of RTB FP (Fixing Plate)

RTBW-39



RTBW-39 Wall Mounting Unit Consists of :


- 1 Set of wall mounting stand
Size : 636mm(W) x 865mm(H)
- 12 Nos of RTB 2 Bins
- 6 Nos of RTB 4 Bins
- 4 Sets of RTB FP (Fixing Plate)

RTBW-40



RTBW-40 Wall Mounting Unit Consists of :

- 1 Set of wall mounting stand
Size : 636mm(W) x 865mm(H)
- 27 Nos of RTB 1 Bins
- 12 Nos of RTB 3 Bins
- 3 Nos of RTB SPR (Spacer)
- 6 Sets of RTB FP (Fixing Plate)



**Wall Mounting Stand for
Roo Tilt Bins**
Size : 636mm(W) x 1160mm(H)
Consists of :

- 2 Nos of RTB HA 546
(Horizontal Arm)
- 1 No of RTB HA BT 546
(Horizontal Arm - Bottom)
- 1 Set (2 Nos) of RTB VF 1160
(Vertical Frame including 12 Bolts
of size M6 x 16)
- Made from CRCA Steel
duly powder coated in
Light Grey RAL 7035 colour
- Thickness:
RTB HA 546 : 1mm
RTB VF 1160 : 1mm
RTB HA BT 546 : 1.5mm
- 1 Set (2 Nos) of RTB VFC
(Vertical Frame Cap)
Made from Polypropylene in
Light Grey RAL 7035 Colour

All dimensions in mm approx.

Standard Roo Tilt Bin Unit - Wall Mounted

Size : 636mm (W) x 1160mm (H)

RTBW-41



RTBW-41 Wall Mounting Unit
Consists of :

- 1 Set of wall mounting stand
Size : 636mm(W) x 1160mm(H)
- 108 Nos of RTB 1 Bins
- 12 Sets of RTB FP (Fixing Plate)

RTBW-42



RTBW-42 Wall Mounting Unit
Consists of :

- 1 Set of wall mounting stand
Size : 636mm(W) x 1160mm(H)
- 48 Nos of RTB 2 Bins
- 8 Sets of RTB FP (Fixing Plate)

RTBW-43



RTBW-43 Wall Mounting Unit
Consists of :

- 1 Set of wall mounting stand
Size : 636mm(W) x 1160mm(H)
- 24 Nos of RTB 3 Bins
- 6 Nos of RTB SPR (Spacer)
- 6 Sets of RTB FP (Fixing Plate)

RTBW-44




RTBW-44 Wall Mounting Unit
Consists of :

- 1 Set of wall mounting stand
Size : 636mm(W) x 1160mm(H)
- 12 Nos of RTB 4 Bins
- 4 Sets of RTB FP (Fixing Plate)

Standard Roo Tilt Bin Unit - Wall Mounted

Size : 636mm (W) x 1160mm (H)



Wall Mounting Stand for Roo Tilt Bins Size : 636mm(W) x 1160mm(H) Consists of :

- 2 Nos of RTB HA 546
(Horizontal Arm)
- 1 No of RTB HA BT 546
(Horizontal Arm - Bottom)
- 1 Set (2 Nos) of RTB VF 1160
(Vertical Frame including 12 Bolts
of size M6 x 16)
- Made from CRCA Steel
duly powder coated in
Light Grey RAL 7035 colour
- Thickness:
RTB HA 546 : 1mm
RTB VF 1160 : 1mm
RTB HA BT 546 : 1.5mm
- 1 Set (2 Nos) of RTB VFC
(Vertical Frame Cap)
Made from Polypropylene in
Light Grey RAL 7035 Colour

All dimensions in mm approx.

RTBW-45



RTBW-45 Wall Mounting Unit Consists of :

- 1 Set of wall mounting stand
Size : 636mm(W) x 1160mm(H)
- 18 Nos of RTB 1 Bins
- 12 Nos of RTB 2 Bins
- 8 Nos of RTB 3 Bins
- 3 Nos of RTB 4 Bins
- 2 Nos of RTB SPR (Spacer)
- 7 Sets of RTB FP (Fixing Plate)


RTBW-47



RTBW-47 Wall Mounting Unit Consists of :

- 1 Set of wall mounting stand
Size : 636mm(W) x 1160mm(H)
- 24 Nos of RTB 2 Bins
- 12 Nos of RTB 3 Bins
- 3 Nos of RTB SPR (Spacer)
- 7 Sets of RTB FP (Fixing Plate)

RTBW-46



RTBW-46 Wall Mounting Unit Consists of :


- 1 Set of wall mounting stand
Size : 636mm(W) x 1160mm(H)
- 9 Nos of RTB 1 Bins
- 12 Nos of RTB 2 Bins
- 4 Nos of RTB 3 Bins
- 6 Nos of RTB 4 Bins
- 1 Nos of RTB SPR (Spacer)
- 6 Sets of RTB FP (Fixing Plate)

RTBW-48



RTBW-48 Wall Mounting Unit Consists of :

- 1 Set of wall mounting stand
Size : 636mm(W) x 1160mm(H)
- 30 Nos of RTB 2 Bins
- 8 Nos of RTB 3 Bins
- 2 Nos of RTB SPR (Spacer)
- 7 Sets of RTB FP (Fixing Plate)



**Wall Mounting Stand for
Roo Tilt Bins**
Size : 636mm(W) x 1570mm(H)
Consists of :

- 3 Nos of RTB HA 546
(Horizontal Arm)
- 1 No of RTB HA BT 546
(Horizontal Arm - Bottom)
- 1 Set (2 Nos) of RTB VF 1570
(Vertical Frame including 16 Bolts
of size M6 x 16)
- Made from CRCA Steel
duly powder coated in
Light Grey RAL 7035 colour
- Thickness:
RTB HA 546 : 1mm
RTB VF 1570 : 1mm
RTB HA BT 546 : 1.5mm
- 1 Set (2 Nos) of RTB VFC
(Vertical Frame Cap)
Made from Polypropylene in
Light Grey RAL 7035 Colour

All dimensions in mm approx.

Standard Roo Tilt Bin Unit - Wall Mounted

Size : 636mm (W) x 1570mm (H)



RTBW-49

RTBW-49 Wall Mounting Unit
Consists of :

- 1 Set of wall mounting stand
Size : 636mm(W) x 1570mm(H)
- 153 Nos of RTB 1 Bins
- 17 Sets of RTB FP (Fixing Plate)



RTBW-50

RTBW-50 Wall Mounting Unit
Consists of :

- 1 Set of wall mounting stand
Size : 636mm(W) x 1570mm(H)
- 66 Nos of RTB 2 Bins
- 11 Sets of RTB FP (Fixing Plate)



RTBW-51

RTBW-51 Wall Mounting Unit
Consists of :

- 1 Set of wall mounting stand
Size : 636mm(W) x 1570mm(H)
- 32 Nos of RTB 3 Bins
- 8 Nos of RTB SPR (Spacer)
- 8 Sets of RTB FP (Fixing Plate)




RTBW-52

RTBW-52 Wall Mounting Unit
Consists of :

- 1 Set of wall mounting stand
Size : 636mm(W) x 1570mm(H)
- 6 Nos of RTB 2 Bins
- 15 Nos of RTB 4 Bins
- 6 Sets of RTB FP (Fixing Plate)

Standard Roo Tilt Bin Unit - Wall Mounted

Size : 636mm (W) x 1570mm (H)



Wall Mounting Stand for Roo Tilt Bins Size : 636mm(W) x 1570mm(H) Consists of :

- 3 Nos of RTB HA 546
(Horizontal Arm)
- 1 No of RTB HA BT 546
(Horizontal Arm - Bottom)
- 1 Set (2 Nos) of RTB VF 1570
(Vertical Frame including 16 Bolts
of size M6 x 16)
- Made from CRCA Steel
duly powder coated in
Light Grey RAL 7035 colour
- Thickness:
RTB HA 546 : 1mm
RTB VF 1570 : 1mm
RTB HA BT 546 : 1.5mm
- 1 Set (2 Nos) of RTB VFC
(Vertical Frame Cap)
Made from Polypropylene in
Light Grey RAL 7035 Colour

All dimensions in mm approx.



RTBW-53

RTBW-53 Wall Mounting Unit Consists of :

- 1 Set of wall mounting stand
Size : 636mm(W) x 1570mm(H)
- 27 Nos of RTB 1 Bins
- 18 Nos of RTB 2 Bins
- 12 Nos of RTB 3 Bins
- 3 Nos of RTB 4 Bins
- 3 Nos of RTB SPR (Spacer)
- 10 Sets of RTB FP (Fixing Plate)

RTBW-54

RTBW-54 Wall Mounting Unit Consists of :

- 1 Set of wall mounting stand
Size : 636mm(W) x 1570mm(H)
- 18 Nos of RTB 1 Bins
- 18 Nos of RTB 2 Bins
- 8 Nos of RTB 3 Bins
- 6 Nos of RTB 4 Bins
- 2 Nos of RTB SPR (Spacer)
- 9 Sets of RTB FP (Fixing Plate)



RTBW-55

RTBW-55 Wall Mounting Unit Consists of :


- 1 Set of wall mounting stand
Size : 636mm(W) x 1570mm(H)
- 9 Nos of RTB 1 Bins
- 18 Nos of RTB 2 Bins
- 4 Nos of RTB 3 Bins
- 9 Nos of RTB 4 Bins
- 1 Nos of RTB SPR (Spacer)
- 8 Sets of RTB FP (Fixing Plate)

RTBW-56

RTBW-56 Wall Mounting Unit Consists of :


- 1 Set of wall mounting stand
Size : 636mm(W) x 1570mm(H)
- 36 Nos of RTB 1 Bins
- 6 Nos of RTB 2 Bins
- 16 Nos of RTB 3 Bins
- 3 Nos of RTB 4 Bins
- 4 Nos of RTB SPR (Spacer)
- 10 Sets of RTB FP (Fixing Plate)



Standard Roo Tilt Bin Unit - Wall Mounted
Size : 636mm (W) x 1850mm (H)

**Wall Mounting Stand for
Roo Tilt Bins**
Size : 636mm(W) x 1850mm(H)
Consists of :

- 3 Nos of RTB HA 546
(Horizontal Arm)
- 1 No of RTB HA BT 546
(Horizontal Arm - Bottom)
- 1 Set (2 Nos) of RTB VF 1850
(Vertical Frame including 16 Bolts
of size M6 x 16)
- Made from CRCA Steel
duly powder coated in
Light Grey RAL 7035 colour
- Thickness:
RTB HA 546 : 1mm
RTB VF 1850 : 1mm
RTB HA BT 546 : 1.5mm
- 1 Set (2 Nos) of RTB VFC
(Vertical Frame Cap)
Made from Polypropylene in
Light Grey RAL 7035 Colour

All dimensions in mm approx.


RTBW-57
RTBW-57 Wall Mounting Unit
Consists of :

- 1 Set of wall mounting stand
Size : 636mm(W) x 1850mm(H)
- 180 Nos of RTB 1 Bins
- 20 Sets of RTB FP (Fixing Plate)

RTBW-58
RTBW-58 Wall Mounting Unit
Consists of :

- 1 Set of wall mounting stand
Size : 636mm(W) x 1850mm(H)
- 78 Nos of RTB 2 Bins
- 13 Sets of RTB FP (Fixing Plate)



RTBW-59
RTBW-59 Wall Mounting Unit
Consists of :

- 1 Set of wall mounting stand
Size : 636mm(W) x 1850mm(H)
- 9 Nos of RTB 1 Bins
- 36 Nos of RTB 3 Bins
- 9 Nos of RTB SPR (Spacer)
- 10 Sets of RTB FP (Fixing Plate)


RTBW-60
RTBW-60 Wall Mounting Unit
Consists of :

- 1 Set of wall mounting stand
Size : 636mm(W) x 1850mm(H)
- 6 Nos of RTB 2 Bins
- 18 Nos of RTB 4 Bins
- 7 Sets of RTB FP (Fixing Plate)

Standard Roo Tilt Bin Unit - Wall Mounted Size : 636mm (W) x 1850mm (H)



**Wall Mounting Stand for
Roo Tilt Bins**
Size : 636mm(W) x 1850mm(H)
Consists of :

- 3 Nos of RTB HA 546
(Horizontal Arm)
- 1 No of RTB HA BT 546
(Horizontal Arm - Bottom)
- 1 Set (2 Nos) of RTB VF 1850
(Vertical Frame including 16 Bolts
of size M6 x 16)
- Made from CRCA Steel
duly powder coated in
Light Grey RAL 7035 colour
- Thickness:
RTB HA 546 : 1mm
RTB VF 1850 : 1mm
RTB HA BT 546 : 1.5mm
- 1 Set (2 Nos) of RTB VFC
(Vertical Frame Cap)
Made from Polypropylene in
Light Grey RAL 7035 Colour

All dimensions in mm approx.



RTBW-61

RTBW-61 Wall Mounting Unit

Consists of :

- 1 Set of wall mounting stand
Size : 636mm(W) x 1850mm(H)
- 27 Nos of RTB 1 Bins
- 18 Nos of RTB 2 Bins
- 12 Nos of RTB 3 Bins
- 6 Nos of RTB 4 Bins
- 3 Nos of RTB SPR (Spacer)
- 11 Sets of RTB FP (Fixing Plate)

RTBW-62

RTBW-62 Wall Mounting Unit

Consists of :

- 1 Set of wall mounting stand
Size : 636mm(W) x 1850mm(H)
- 9 Nos of RTB 1 Bins
- 18 Nos of RTB 2 Bins
- 4 Nos of RTB 3 Bins
- 12 Nos of RTB 4 Bins
- 1 No of RTB SPR (Spacer)
- 9 Sets of RTB FP (Fixing Plate)




RTBW-63

RTBW-63 Wall Mounting Unit

Consists of :

- 1 Set of wall mounting stand
Size : 636mm(W) x 1850mm(H)
- 36 Nos of RTB 2 Bins
- 20 Nos of RTB 3 Bins
- 5 Nos of RTB SPR (Spacer)
- 11 Sets of RTB FP (Fixing Plate)




RTBW-64

RTBW-64 Wall Mounting Unit

Consists of :

- 1 Set of wall mounting stand
Size : 636mm(W) x 1850mm(H)
- 54 Nos of RTB 1 Bins
- 54 Nos of RTB 2 Bins
- 15 Sets of RTB FP (Fixing Plate)


Single Sided Stand for Roo Tilt Bins

Size :
425mm(W) x 965mm(H) x 300mm(D)

Consists of :

- 2 Nos of RTB HA 335
 (Horizontal Arm)
- 1 No of RTB HA BT 335
 (Horizontal Arm - Bottom)
- 1 Set (2 Nos) of RTB VF 865
 (Vertical Frame including 12 Bolts
 of size M6 x 16)
- 1 No of RTB BS 425
 (Base Stand including 4 Bolts
 of size M6 x 16)
- 1 Set (2 Nos) of RTB BSP
 (Base Side Plate including 14 Bolts
 of size M6 x 16)
- Made from CRCA Steel
 duly powder coated in
 Light Grey RAL 7035 colour
- Thickness:
 RTB HA 335 : 1mm
 RTB VF 865 : 1mm
 RTB HA BT 335 : 1.5mm
 RTB BSP : 1.5mm
 RTB BS 425 : 1mm
- 1 Set (2 Nos) of RTB VFC
 (Vertical Frame Cap)
 Made from Polypropylene in
 Light Grey RAL 7035 Colour

All dimensions in mm approx.

Standard Roo Tilt Bin Unit - Single Sided
Size : 425mm (W) x 965mm (H) x 300mm (D)

RTBSS-1




RTBSS-1 Single Sided Unit

Consists of :

- 1 Set of Single Sided Stand Size :
 425mm(W) x 965mm(H) x 300mm (D)
- 54 Nos of RTB 1 Bins
- 9 Sets of RTB FP (Fixing Plate)

RTBSS-2



RTBSS-2 Single Sided Unit

Consists of :

- 1 Set of Single Sided Stand Size :
 425mm(W) x 965mm(H) x 300mm (D)
- 24 Nos of RTB 2 Bins
- 6 Sets of RTB FP (Fixing Plate)

RTBSS-3



RTBSS-3 Single Sided Unit

Consists of :

- 1 Set of Single Sided Stand Size :
 425mm(W) x 965mm(H) x 300mm (D)
- 6 Nos of RTB 1 Bins
- 12 Nos of RTB 3 Bins
- 5 Sets of RTB FP (Fixing Plate)

RTBSS-4

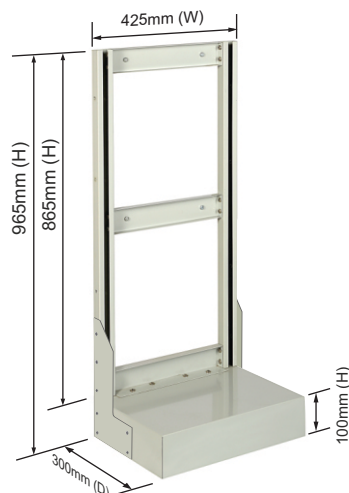


RTBSS-4 Single Sided Unit

Consists of :

- 1 Set of Single Sided Stand Size :
 425mm(W) x 965mm(H) x 300mm (D)
- 6 Nos of RTB 4 Bins
- 3 Sets of RTB FP (Fixing Plate)

Single Sided Units should be placed in front of a Wall (Wall touch) for better stability.



Single Sided Stand for Roo Tilt Bins

Size :
425mm(W) x 965mm(H) x 300mm(D)

Consists of :

- 2 Nos of RTB HA 335
(Horizontal Arm)
- 1 No of RTB HA BT 335
(Horizontal Arm - Bottom)
- 1 Set (2 Nos) of RTB VF 865
(Vertical Frame including 12 Bolts
of size M6 x 16)
- 1 No of RTB BS 425
(Base Stand including 4 Bolts
of size M6 x 16)
- 1 Set (2 Nos) of RTB BSP
(Base Side Plate including 14 Bolts
of size M6 x 16)
- Made from CRCA Steel
duly powder coated in
Light Grey RAL 7035 colour
- Thickness:
RTB HA 335 : 1mm
RTB VF 865 : 1mm
RTB HA BT 335 : 1.5mm
RTB BSP : 1.5mm
RTB BS 425 : 1mm
- 1 Set (2 Nos) of RTB VFC
(Vertical Frame Cap)
Made from Polypropylene in
Light Grey RAL 7035 Colour

All dimensions in mm approx.

Standard Roo Tilt Bin Unit - Single Sided Size : 425mm (W) x 965mm (H) x 300mm (D)

RTBSS-5



RTBSS-5 Single Sided Unit

Consists of :

- 1 Set of Single Sided Stand Size :
425mm(W) x 965mm(H) x 300mm (D)
- 12 Nos of RTB 1 Bins
- 8 Nos of RTB 2 Bins
- 6 Nos of RTB 3 Bins
- 6 Sets of RTB FP (Fixing Plate)

RTBSS-6



RTBSS-6 Single Sided Unit

Consists of :

- 1 Set of Single Sided Stand Size :
425mm(W) x 965mm(H) x 300mm (D)
- 6 Nos of RTB 1 Bins
- 8 Nos of RTB 2 Bins
- 3 Nos of RTB 3 Bins
- 2 Nos of RTB 4 Bins
- 5 Sets of RTB FP (Fixing Plate)

RTBSS-7



RTBSS-7 Single Sided Unit

Consists of :

- 1 Set of Single Sided Stand Size :
425mm(W) x 965mm(H) x 300mm (D)
- 8 Nos of RTB 2 Bins
- 4 Nos of RTB 4 Bins
- 4 Sets of RTB FP (Fixing Plate)

RTBSS-8




RTBSS-8 Single Sided Unit

Consists of :

- 1 Set of Single Sided Stand Size :
425mm(W) x 965mm(H) x 300mm (D)
- 18 Nos of RTB 1 Bins
- 9 Nos of RTB 3 Bins
- 6 Sets of RTB FP (Fixing Plate)

Single Sided Units should be placed in front of a Wall (Wall touch) for better stability.



Single Sided Stand for Roo Tilt Bins
Size :
425mm(W) x 1260mm(H) x 300(D)
Consists of :

- 2 Nos of RTB HA 335
(Horizontal Arm)
- 1 No of RTB HA BT 335
(Horizontal Arm - Bottom)
- 1 Set (2 Nos) of RTB VF 1160
(Vertical Frame including 12 Bolts
of size M6 x 16)
- 1 No of RTB BS 425
(Base Stand including 4 Bolts
of size M6 x 16)
- 1 Set (2 Nos) of RTB BSP
(Base Side Plate including 14 Bolts
of size M6 x 16)
- Made from CRCA Steel
duly powder coated in
Light Grey RAL 7035 colour
- Thickness:
RTB HA 335 : 1mm
RTB VF 1160 : 1mm
RTB HA BT 335 : 1.5mm
RTB BSP : 1.5mm
RTB BS 425 : 1mm
- 1 Set (2 Nos) of RTB VFC
(Vertical Frame Cap)
Made from Polypropylene in
Light Grey RAL 7035 Colour

All dimensions in mm approx.

Standard Roo Tilt Bin Unit - Single Sided
Size : 425mm (W) x 1260mm (H) x 300mm (D)


RTBSS-9



RTBSS-9 Single Sided Unit
Consists of :

- 1 Set of Single Sided Stand Size :
425mm(W) x 1260mm(H) x 300mm (D)
- 72 Nos of RTB 1 Bins
- 12 Sets of RTB FP (Fixing Plate)

RTBSS-10



RTBSS-10 Single Sided Unit
Consists of :

- 1 Set of Single Sided Stand Size :
425mm(W) x 1260mm(H) x 300mm (D)
- 32 Nos of RTB 2 Bins
- 8 Sets of RTB FP (Fixing Plate)

RTBSS-11



RTBSS-11 Single Sided Unit
Consists of :

- 1 Set of Single Sided Stand Size :
425mm(W) x 1260mm(H) x 300mm (D)
- 18 Nos of RTB 3 Bins
- 6 Sets of RTB FP (Fixing Plate)


RTBSS-12



RTBSS-12 Single Sided Unit
Consists of :

- 1 Set of Single Sided Stand Size :
425mm(W) x 1260mm(H) x 300mm (D)
- 8 Nos of RTB 4 Bins
- 4 Sets of RTB FP (Fixing Plate)

Single Sided Units should be placed in front of a Wall (Wall touch) for better stability.



Single Sided Stand for Roo Tilt Bins
Size :
425mm(W) x 1260mm(H) x 300(D)
Consists of :

- 2 Nos of RTB HA 335
(Horizontal Arm)
- 1 No of RTB HA BT 335
(Horizontal Arm - Bottom)
- 1 Set (2 Nos) of RTB VF 1160
(Vertical Frame including 12 Bolts
of size M6 x 16)
- 1 No of RTB BS 425
(Base Stand including 4 Bolts
of size M6 x 16)
- 1 Set (2 Nos) of RTB BSP
(Base Side Plate including 14 Bolts
of size M6 x 16)
- Made from CRCA Steel
duly powder coated in
Light Grey RAL 7035 colour
- Thickness:
RTB HA 335 : 1mm
RTB VF 1160 : 1mm
RTB HA BT 335 : 1.5mm
RTB BSP : 1.5mm
RTB BS 425 : 1mm
- 1 Set (2 Nos) of RTB VFC
(Vertical Frame Cap)
Made from Polypropylene in
Light Grey RAL 7035 Colour

All dimensions in mm approx.

Standard Roo Tilt Bin Unit - Single Sided

Size : 425mm (W) x 1260mm (H) x 300mm (D)

RTBSS-13



RTBSS-13 Single Sided Unit

Consists of :

- 1 Set of Single Sided Stand Size :
425mm(W) x 1260mm(H) x 300mm (D)
- 12 Nos of RTB 1 Bins
- 8 Nos of RTB 2 Bins
- 6 Nos of RTB 3 Bins
- 2 Nos of RTB 4 Bins
- 7 Sets of RTB FP (Fixing Plate)

RTBSS-15



RTBSS-15 Single Sided Unit

Consists of :

- 1 Set of Single Sided Stand Size :
425mm(W) x 1260mm(H) x 300mm (D)
- 16 Nos of RTB 2 Bins
- 9 Nos of RTB 3 Bins
- 7 Sets of RTB FP (Fixing Plate)

RTBSS-14



RTBSS-14 Single Sided Unit

Consists of :

- 1 Set of Single Sided Stand Size :
425mm(W) x 1260mm(H) x 300mm (D)
- 6 Nos of RTB 1 Bins
- 8 Nos of RTB 2 Bins
- 3 Nos of RTB 3 Bins
- 4 Nos of RTB 4 Bins
- 6 Sets of RTB FP (Fixing Plate)

RTBSS-16




RTBSS-16 Single Sided Unit

Consists of :

- 1 Set of Single Sided Stand Size :
425mm(W) x 1260mm(H) x 300mm (D)
- 30 Nos of RTB 1 Bins
- 8 Nos of RTB 2 Bins
- 6 Nos of RTB 3 Bins
- 8 Sets of RTB FP (Fixing Plate)

Single Sided Units should be placed in front of a Wall (Wall touch) for better stability.



Single Sided Stand for Roo Tilt Bins
Size :
425mm(W) x 1670mm(H) x 300mm(D)
Consists of :

- 3 Nos of RTB HA 335
(Horizontal Arm)
- 1 No of RTB HA BT 335
(Horizontal Arm - Bottom)
- 1 Set (2 Nos) of RTB VF 1570
(Vertical Frame including 16 Bolts
of size M6 x 16)
- 1 No of RTB BS 425
(Base Stand including 4 Bolts
of size M6 x 16)
- 1 Set (2 Nos) of RTB BSP
(Base Side Plate including 14 Bolts
of size M6 x 16)
- Made from CRCA Steel
duly powder coated in
Light Grey RAL 7035 colour
- Thickness:
RTB HA 335: 1mm
RTB VF 1570 : 1mm
RTB HA BT 335 : 1.5mm
RTB BSP : 1.5mm
RTB BS 425 : 1mm
- 1 Set (2 Nos) of RTB VFC (Vertical Frame Cap)
Made from Polypropylene in
Light Grey RAL 7035 Colour

All dimensions in mm approx.

Standard Roo Tilt Bin Unit - Single Sided

Size : 425mm (W) x 1670mm (H) x 300mm (D)

RTBSS-17

RTBSS-17 Single Sided Unit

Consists of :

- 1 Set of Single Sided Stand Size :
425mm(W) x 1670mm(H) x 300mm (D)
- 102 Nos of RTB 1 Bins
- 17 Sets of RTB FP (Fixing Plate)

RTBSS-18

RTBSS-18 Single Sided Unit

Consists of :

- 1 Set of Single Sided Stand Size :
425mm(W) x 1670mm(H) x 300mm (D)
- 44 Nos of RTB 2 Bins
- 11 Sets of RTB FP (Fixing Plate)

RTBSS-19

RTBSS-19 Single Sided Unit

Consists of :

- 1 Set of Single Sided Stand Size :
425mm(W) x 1670mm(H) x 300mm (D)
- 24 Nos of RTB 3 Bins
- 8 Sets of RTB FP (Fixing Plate)

RTBSS-20

RTBSS-20 Single Sided Unit


Consists of :

- 1 Set of Single Sided Stand Size :
425mm(W) x 1670mm(H) x 300mm (D)
- 4 Nos of RTB 2 Bins
- 10 Nos of RTB 4 Bins
- 6 Sets of RTB FP (Fixing Plate)

Single Sided Units should be placed in front of a Wall (Wall touch) for better stability.

Standard Roo Tilt Bin Unit - Single Sided

Size : 425mm (W) x 1670mm (H) x 300mm (D)



Single Sided Stand for Roo Tilt Bins

Size : 425mm(W) x 1670mm(H) x 300mm(D)

Consists of :

- 3 Nos of RTB HA 335 (Horizontal Arm)
- 1 No of RTB HA BT 335 (Horizontal Arm - Bottom)
- 1 Set (2 Nos) of RTB VF 1570 (Vertical Frame including 16 Bolts of size M6 x 16)
- 1 No of RTB BS 425 (Base Stand including 4 Bolts of size M6 x 16)
- 1 Set (2 Nos) of RTB BSP (Base Side Plate including 14 Bolts of size M6 x 16)
- Made from CRCA Steel duly powder coated in Light Grey RAL 7035 colour
- Thickness:
RTB HA 335: 1mm
RTB VF 1570 : 1mm
RTB HA BT 335 : 1.5mm
RTB BSP : 1.5mm
RTB BS 425 : 1mm
- 1 Set (2 Nos) of RTB VFC (Vertical Frame Cap) Made from Polypropylene in Light Grey RAL 7035 Colour

All dimensions in mm approx.



RTBSS-21

RTBSS-21 Single Sided Unit

Consists of :

- 1 Set of Single Sided Stand Size : 425mm(W) x 1670mm(H) x 300mm (D)
- 18 Nos of RTB 1 Bins
- 12 Nos of RTB 2 Bins
- 9 Nos of RTB 3 Bins
- 2 Nos of RTB 4 Bins
- 10 Sets of RTB FP (Fixing Plate)

RTBSS-22

RTBSS-22 Single Sided Unit

Consists of :

- 1 Set of Single Sided Stand Size : 425mm(W) x 1670mm(H) x 300mm (D)
- 12 Nos of RTB 1 Bins
- 12 Nos of RTB 2 Bins
- 6 Nos of RTB 3 Bins
- 4 Nos of RTB 4 Bins
- 9 Sets of RTB FP (Fixing Plate)



RTBSS-23

RTBSS-23 Single Sided Unit

Consists of :

- 1 Set of Single Sided Stand Size : 425mm(W) x 1670mm(H) x 300mm (D)
- 6 Nos of RTB 1 Bins
- 12 Nos of RTB 2 Bins
- 3 Nos of RTB 3 Bins
- 6 Nos of RTB 4 Bins
- 8 Sets of RTB FP (Fixing Plate)

RTBSS-24

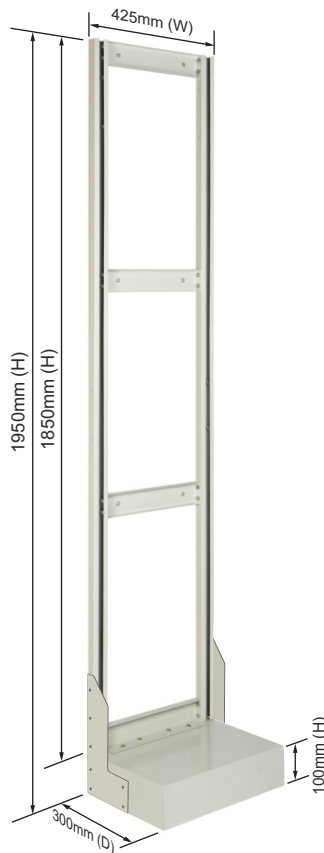
RTBSS-24 Single Sided Unit

Consists of :

- 1 Set of Single Sided Stand Size : 425mm(W) x 1670mm(H) x 300mm (D)
- 24 Nos of RTB 1 Bins
- 4 Nos of RTB 2 Bins
- 12 Nos of RTB 3 Bins
- 2 Nos of RTB 4 Bins
- 10 Sets of RTB FP (Fixing Plate)



Single Sided Units should be placed in front of a Wall (Wall touch) for better stability.


Single Sided Stand for Roo Tilt Bins

Size :
425mm(W) x 1950mm(H) x 300mm(D)

Consists of :

- 3 Nos of RTB HA 335 (Horizontal Arm)
- 1 No of RTB HA BT 335 (Horizontal Arm - Bottom)
- 1 Set (2 Nos) of RTB VF 1850 (Vertical Frame including 16 Bolts of size M6 x 16)
- 1 No of RTB BS 425 (Base Stand including 4 Bolts of size M6 x 16)
- 1 Set (2 Nos) of RTB BSP (Base Side Plate including 14 Bolts of size M6 x 16)
- Made from CRCA Steel duly powder coated in Light Grey RAL 7035 colour
- Thickness:
 RTB HA 335 : 1mm
 RTB VF 1850 : 1mm
 RTB HA BT 335 : 1.5mm
 RTB BSP : 1.5mm
 RTB BS 425 : 1mm
- 1 Set (2 Nos) of RTB VFC (Vertical Frame Cap)
 Made from Polypropylene in Light Grey RAL 7035 Colour

All dimensions in mm approx.

Standard Roo Tilt Bin Unit - Single Sided
Size : 425mm (W) x 1950mm (H) x 300mm (D)


RTBSS-25
RTBSS-25 Single Sided Unit
Consists of :

- 1 Set of Single Sided Stand Size :
 425mm(W) x 1950mm(H) x 300mm(D)
- 120 Nos of RTB 1 Bins
- 20 Sets of RTB FP (Fixing Plate)


RTBSS-26
RTBSS-26 Single Sided Unit
Consists of :

- 1 Set of Single Sided Stand Size :
 425mm(W) x 1950mm(H) x 300mm(D)
- 52 Nos of RTB 2 Bins
- 13 Sets of RTB FP (Fixing Plate)

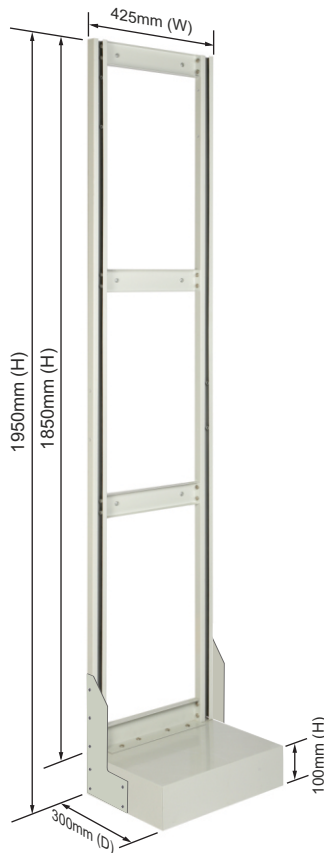

RTBSS-27
RTBSS-27 Single Sided Unit
Consists of :

- 1 Set of Single Sided Stand Size :
 425mm(W) x 1950mm(H) x 300mm(D)
- 6 Nos of RTB 1 Bins
- 27 Nos of RTB 3 Bins
- 10 Sets of RTB FP (Fixing Plate)


RTBSS-28
RTBSS-28 Single Sided Unit
Consists of :

- 1 Set of Single Sided Stand Size :
 425mm(W) x 1950mm(H) x 300mm(D)
- 4 Nos of RTB 2 Bins
- 12 Nos of RTB 4 Bins
- 7 Sets of RTB FP (Fixing Plate)

Single Sided Units should be placed in front of a Wall (Wall touch) for better stability.



Single Sided Stand for Roo Tilt Bins

Size :
425mm(W) x 1950mm(H) x 300mm(D)

Consists of :

- 3 Nos of RTB HA 335 (Horizontal Arm)
- 1 No of RTB HA BT 335 (Horizontal Arm - Bottom)
- 1 Set (2 Nos) of RTB VF 1850 (Vertical Frame including 16 Bolts of size M6 x 16)
- 1 No of RTB BS 425 (Base Stand including 4 Bolts of size M6 x 16)
- 1 Set (2 Nos) of RTB BSP (Base Side Plate including 14 Bolts of size M6 x 16)
- Made from CRCA Steel duly powder coated in Light Grey RAL 7035 colour
- Thickness:
RTB HA 335 : 1mm
RTB VF 1850 : 1mm
RTB HA BT 335 : 1.5mm
RTB BSP : 1.5mm
RTB BS 425 : 1mm
- 1 Set (2 Nos) of RTB VFC (Vertical Frame Cap)
Made from Polypropylene in Light Grey RAL 7035 Colour

All dimensions in mm approx.

Standard Roo Tilt Bin Unit - Single Sided Size : 425mm (W) x 1950mm (H) x 300mm (D)



RTBSS-29

RTBSS-29 Single Sided Unit

Consists of :

- 1 Set of Single Sided Stand Size : 425mm(W) x 1950mm(H) x 300mm(D)
- 18 Nos of RTB 1 Bins
- 12 Nos of RTB 2 Bins
- 9 Nos of RTB 3 Bins
- 4 Nos of RTB 4 Bins
- 11 Sets of RTB FP (Fixing Plate)

RTBSS-30

RTBSS-30 Single Sided Unit

Consists of :

- 1 Set of Single Sided Stand Size : 425mm(W) x 1950mm(H) x 300mm(D)
- 6 Nos of RTB 1 Bins
- 12 Nos of RTB 2 Bins
- 3 Nos of RTB 3 Bins
- 8 Nos of RTB 4 Bins
- 9 Sets of RTB FP (Fixing Plate)



RTBSS-31

RTBSS-31 Single Sided Unit

Consists of :

- 1 Set of Single Sided Stand Size : 425mm(W) x 1950mm(H) x 300mm(D)
- 24 Nos of RTB 2 Bins
- 15 Nos of RTB 3 Bins
- 11 Sets of RTB FP (Fixing Plate)

RTBSS-32

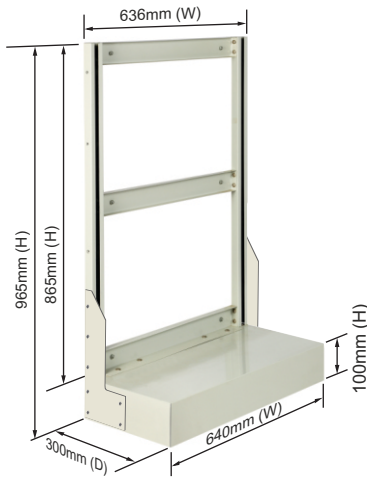
RTBSS-32 Single Sided Unit

Consists of :

- 1 Set of Single Sided Stand Size : 425mm(W) x 1950mm(H) x 300mm(D)
- 36 Nos of RTB 1 Bins
- 36 Nos of RTB 2 Bins
- 15 Sets of RTB FP (Fixing Plate)



Single Sided Units should be placed in front of a Wall (Wall touch) for better stability.



Single Sided Stand for Roo Tilt Bins
Size :
640mm(W) x 965mm(H) x 300mm(D)
Consists of :

- 2 Nos of RTB HA 546
(Horizontal Arm)
- 1 No of RTB HA BT 546
(Horizontal Arm - Bottom)
- 1 Set (2 Nos) of RTB VF 865
(Vertical Frame including 12 Bolts
of size M6 x 16)
- 1 No of RTB BS 640
(Base Stand including 4 Bolts
of size M6 x 16)
- 1 Set (2 Nos) of RTB BSP
(Base Side Plate including 14 Bolts
of size M6 x 16)
- Made from CRCA Steel duly powder
coated in Light Grey RAL 7035 colour
- Thickness:
 RTB HA 546 : 1mm
 RTB VF 865 : 1mm
 RTB HA BT 546 : 1.5mm
 RTB BSP : 1.5mm
 RTB BS 640 : 1mm
- 1 Set (2 Nos) of RTB VFC
(Vertical Frame Cap)
 Made from Polypropylene in
 Light Grey RAL 7035 Colour

All dimensions in mm approx.

Standard Roo Tilt Bin Unit - Single Sided

Size : 640mm (W) x 965mm (H) x 300mm (D)

RTBSS-33



RTBSS-33 Single Sided Unit
Consists of :

- 1 Set of Single Sided Stand Size :
640mm(W) x 965mm(H) x 300mm(D)
- 81 Nos of RTB 1 Bins
- 9 Sets of RTB FP (Fixing Plate)

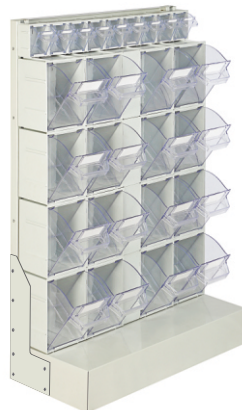
RTBSS-34



RTBSS-34 Single Sided Unit
Consists of :

- 1 Set of Single Sided Stand Size :
640mm(W) x 965mm(H) x 300mm(D)
- 36 Nos of RTB 2 Bins
- 6 Sets of RTB FP (Fixing Plate)

RTBSS-35



RTBSS-35 Single Sided Unit
Consists of :

- 1 Set of Single Sided Stand Size :
640mm(W) x 965mm(H) x 300mm(D)
- 9 Nos of RTB 1 Bins
- 16 Nos of RTB 3 Bins
- 4 Nos of RTB SPR (Spacer)
- 5 Sets of RTB FP (Fixing Plate)

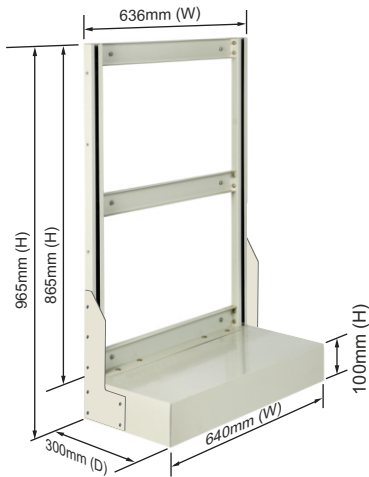
RTBSS-36



RTBSS-36 Single Sided Unit
Consists of :

- 1 Set of Single Sided Stand Size :
640mm(W) x 965mm(H) x 300mm(D)
- 9 Nos of RTB 4 Bins
- 3 Sets of RTB FP (Fixing Plate)

Single Sided Units should be placed in front of a Wall (Wall touch) for better stability.



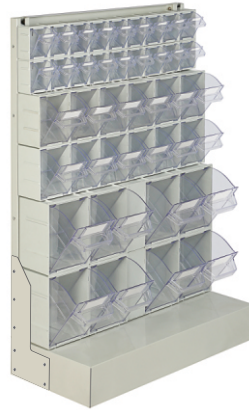
Single Sided Stand for Roo Tilt Bins
Size :
640mm(W) x 965mm(H) x 300mm(D)
Consists of :

- 2 Nos of RTB HA 546
(Horizontal Arm)
- 1 No of RTB HA BT 546
(Horizontal Arm - Bottom)
- 1 Set (2 Nos) of RTB VF 865
(Vertical Frame including 12 Bolts
of size M6 x 16)
- 1 No of RTB BS 640
(Base Stand including 4 Bolts
of size M6 x 16)
- 1 Set (2 Nos) of RTB BSP
(Base Side Plate including 14 Bolts
of size M6 x 16)
- Made from CRCA Steel duly powder
coated in Light Grey RAL 7035 colour
- Thickness:
 RTB HA 546 : 1mm
 RTB VF 865 : 1mm
 RTB HA BT 546 : 1.5mm
 RTB BSP : 1.5mm
 RTB BS 640 : 1mm
- 1 Set (2 Nos) of RTB VFC
(Vertical Frame Cap)
 Made from Polypropylene in
 Light Grey RAL 7035 Colour

All dimensions in mm approx.

Standard Roo Tilt Bin Unit - Single Sided Size : 640mm (W) x 965mm (H) x 300mm (D)

RTBSS-37



RTBSS-37 Single Sided Unit
Consists of :

- 1 Set of Single Sided Stand Size :
640mm(W) x 965mm(H) x 300mm(D)
- 18 Nos of RTB 1 Bins
- 12 Nos of RTB 2 Bins
- 8 Nos of RTB 3 Bins
- 2 Nos of RTB SPR (Spacer)
- 6 Sets of RTB FP (Fixing Plate)

RTBSS-38



RTBSS-38 Single Sided Unit
Consists of :

- 1 Set of Single Sided Stand Size :
640mm(W) x 965mm(H) x 300mm(D)
- 9 Nos of RTB 1 Bins
- 12 Nos of RTB 2 Bins
- 4 Nos of RTB 3 Bins
- 3 Nos of RTB 4 Bins
- 1 No of RTB SPR (Spacer)
- 5 Sets of RTB FP (Fixing Plate)

RTBSS-39



RTBSS-39 Single Sided Unit
Consists of :

- 1 Set of Single Sided Stand Size :
640mm(W) x 965mm(H) x 300mm(D)
- 12 Nos of RTB 2 Bins
- 6 Nos of RTB 4 Bins
- 4 Sets of RTB FP (Fixing Plate)


RTBSS-40



RTBSS-40 Single Sided Unit
Consists of :

- 1 Set of Single Sided Stand Size :
640mm(W) x 965mm(H) x 300mm(D)
- 27 Nos of RTB 1 Bins
- 12 Nos of RTB 3 Bins
- 3 Nos of RTB SPR (Spacer)
- 6 Sets of RTB FP (Fixing Plate)

Single Sided Units should be placed in front of a Wall (Wall touch) for better stability.


Single Sided Stand for Roo Tilt Bins
Size :
640mm(W) x 1260mm(H) x 300mm(D)
Consists of :


- 2 Nos of RTB HA 546 (Horizontal Arm)
- 1 No of RTB HA BT 546 (Horizontal Arm - Bottom)
- 1 Set (2 Nos) of RTB VF 1160 (Vertical Frame including 12 Bolts of size M6 x 16)
- 1 No of RTB BS 640 (Base Stand including 4 Bolts of size M6 x 16)
- 1 Set (2 Nos) of RTB BSP (Base Side Plate including 14 Bolts of size M6 x 16)
- Made from CRCA Steel duly powder coated in Light Grey RAL 7035 colour
- Thickness:
RTB HA 546 : 1mm
RTB VF 1160 : 1mm
RTB HA BT 546 : 1.5mm
RTB BSP : 1.5mm
RTB BS 640 : 1mm
- 1 Set (2 Nos) of RTB VFC (Vertical Frame Cap)
Made from Polypropylene in Light Grey RAL 7035 Colour

All dimensions in mm approx.

Standard Roo Tilt Bin Unit - Single Sided
Size : 640mm (W) x 1260mm (H) x 300mm (D)
RTBSS-41

RTBSS-41 Single Sided Unit
Consists of :

- 1 Set of Single Sided Stand Size : 640mm(W) x 1260mm(H) x 300mm(D)
- 108 Nos of RTB 1 Bins
- 12 Sets of RTB FP (Fixing Plate)

RTBSS-42

RTBSS-42 Single Sided Unit
Consists of :

- 1 Set of Single Sided Stand Size : 640mm(W) x 1260mm(H) x 300mm(D)
- 48 Nos of RTB 2 Bins
- 8 Sets of RTB FP (Fixing Plate)

RTBSS-43

RTBSS-43 Single Sided Unit
Consists of :


- 1 Set of Single Sided Stand Size : 640mm(W) x 1260mm(H) x 300mm(D)
- 24 Nos of RTB 3 Bins
- 6 Nos of RTB SPR (Spacer)
- 6 Sets of RTB FP (Fixing Plate)

RTBSS-44

RTBSS-44 Single Sided Unit
Consists of :

- 1 Set of Single Sided Stand Size : 640mm(W) x 1260mm(H) x 300mm(D)
- 12 Nos of RTB 4 Bins
- 4 Sets of RTB FP (Fixing Plate)

Single Sided Units should be placed in front of a Wall (Wall touch) for better stability.



Single Sided Stand for Roo Tilt Bins

Size :

640mm(W) x 1260mm(H) x 300mm(D)

Consists of :

- 2 Nos of RTB HA 546 (Horizontal Arm)
- 1 No of RTB HA BT 546 (Horizontal Arm - Bottom)
- 1 Set (2 Nos) of RTB VF 1160 (Vertical Frame including 12 Bolts of size M6 x 16)
- 1 No of RTB BS 640 (Base Stand including 4 Bolts of size M6 x 16)
- 1 Set (2 Nos) of RTB BSP (Base Side Plate including 14 Bolts of size M6 x 16)
- Made from CRCA Steel duly powder coated in Light Grey RAL 7035 colour
- Thickness:
 - RTB HA 546 : 1mm
 - RTB VF 1160 : 1mm
 - RTB HA BT 546 : 1.5mm
 - RTB BSP : 1.5mm
 - RTB BS 640 : 1mm
- 1 Set (2 Nos) of RTB VFC (Vertical Frame Cap) Made from Polypropylene in Light Grey RAL 7035 Colour

All dimensions in mm approx.

Standard Roo Tilt Bin Unit - Single Sided Size : 640mm (W) x 1260mm (H) x 300mm (D)

RTBSS-45



RTBSS-45 Single Sided Unit Consists of :

- 1 Set of Single Sided Stand Size : 640mm(W) x 1260mm(H) x 300mm(D)
- 18 Nos of RTB 1 Bins
- 12 Nos of RTB 2 Bins
- 8 Nos of RTB 3 Bins
- 3 Nos of RTB 4 Bins
- 2 Nos of RTB SPR (Spacer)
- 7 Sets of RTB FP (Fixing Plate)

RTBSS-46



RTBSS-46 Single Sided Unit Consists of :

- 1 Set of Single Sided Stand Size : 640mm(W) x 1260mm(H) x 300mm(D)
- 9 Nos of RTB 1 Bins
- 12 Nos of RTB 2 Bins
- 4 Nos of RTB 3 Bins
- 6 Nos of RTB 4 Bins
- 1 No of RTB SPR (Spacer)
- 6 Sets of RTB FP (Fixing Plate)

RTBSS-47



RTBSS-47 Single Sided Unit Consists of :

- 1 Set of Single Sided Stand Size : 640mm(W) x 1260mm(H) x 300mm(D)
- 24 Nos of RTB 2 Bins
- 12 Nos of RTB 3 Bins
- 3 Nos of RTB SPR (Spacer)
- 7 Sets of RTB FP (Fixing Plate)

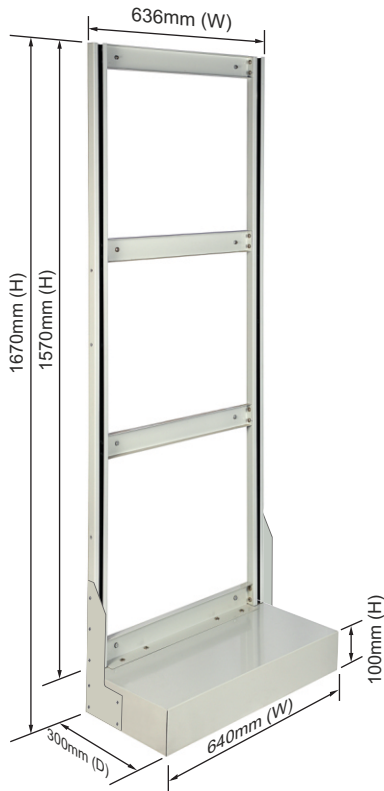
RTBSS-48



RTBSS-48 Single Sided Unit Consists of :

- 1 Set of Single Sided Stand Size : 640mm(W) x 1260mm(H) x 300mm(D)
- 30 Nos of RTB 2 Bins
- 8 Nos of RTB 3 Bins
- 2 Nos of RTB SPR (Spacer)
- 7 Sets of RTB FP (Fixing Plate)

Single Sided Units should be placed in front of a Wall (Wall touch) for better stability.



Single Sided Stand for Roo Tilt Bins
Size :
640mm(W) x 1670mm(H) x 300mm(D)
Consists of :

- 3 Nos of RTB HA 546 (Horizontal Arm)
- 1 No of RTB HA BT 546 (Horizontal Arm - Bottom)
- 1 Set (2 Nos) of RTB VF 1570 (Vertical Frame including 16 Bolts of size M6 x 16)
- 1 No of RTB BS 640 (Base Stand including 4 Bolts of size M6 x 16)
- 1 Set (2 Nos) of RTB BSP (Base Side Plate including 14 Bolts of size M6 x 16)
- Made from CRCA Steel duly powder coated in Light Grey RAL 7035 colour
- Thickness:
 RTB HA 546 : 1mm
 RTB VF 1570 : 1mm
 RTB HA BT 546 : 1.5mm
 RTB BSP : 1.5mm
 RTB BS 640 : 1mm
- 1 Set (2 Nos) of RTB VFC (Vertical Frame Cap)
 Made from Polypropylene in Light Grey RAL 7035 Colour

All dimensions in mm approx.

Standard Roo Tilt Bin Unit - Single Sided
Size : 640mm (W) x 1670mm (H) x 300mm (D)



RTBSS-49

RTBSS-49 Single Sided Unit
Consists of :

- 1 Set of Single Sided Stand Size :
 640mm(W) x 1670mm(H) x 300mm(D)
- 153 Nos of RTB 1 Bins
- 17 Sets of RTB FP (Fixing Plate)



RTBSS-50

RTBW-50 Single Sided Unit
Consists of :

- 1 Set of Single Sided Stand Size :
 640mm(W) x 1670mm(H) x 300mm(D)
- 66 Nos of RTB 2 Bins
- 11 Sets of RTB FP (Fixing Plate)



RTBSS-51

RTBSS-51 Single Sided Unit
Consists of :

- 1 Set of Single Sided Stand Size :
 640mm(W) x 1670mm(H) x 300mm(D)
- 32 Nos of RTB 3 Bins
- 8 Nos of RTB SPR (Spacer)
- 8 Sets of RTB FP (Fixing Plate)



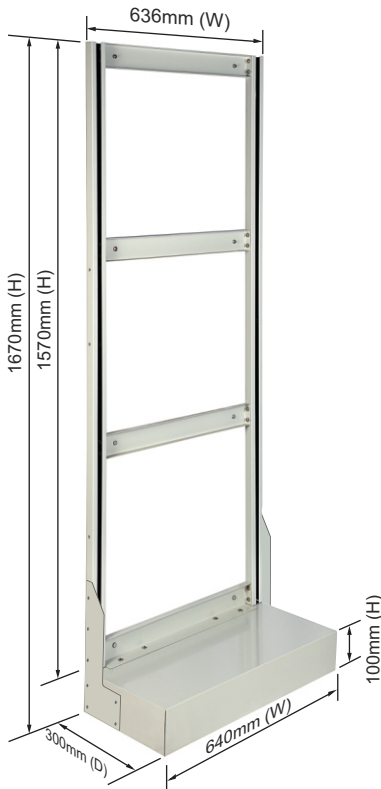
RTBSS-52

RTBSS-52 Single Sided Unit
Consists of :

- 1 Set of Single Sided Stand Size :
 640mm(W) x 1670mm(H) x 300mm(D)
- 6 Nos of RTB 2 Bins
- 15 Nos of RTB 4 Bins
- 6 Sets of RTB FP (Fixing Plate)

Single Sided Units should be placed in front of a Wall (Wall touch) for better stability.

Standard Roo Tilt Bin Unit - Single Sided Size : 640mm (W) x 1670mm (H) x 300mm (D)



Single Sided Stand for Roo Tilt Bins Size :

640mm(W) x 1670mm(H) x 300mm(D)
Consists of :

- 3 Nos of RTB HA 546 (Horizontal Arm)
- 1 No of RTB HA BT 546 (Horizontal Arm - Bottom)
- 1 Set (2 Nos) of RTB VF 1570 (Vertical Frame including 16 Bolts of size M6 x 16)
- 1 No of RTB BS 640 (Base Stand including 4 Bolts of size M6 x 16)
- 1 Set (2 Nos) of RTB BSP (Base Side Plate including 14 Bolts of size M6 x 16)
- Made from CRCA Steel duly powder coated in Light Grey RAL 7035 colour
- Thickness:
RTB HA 546 : 1mm
RTB VF 1570 : 1mm
RTB HA BT 546 : 1.5mm
RTB BSP : 1.5mm
RTB BS 640 : 1mm
- 1 Set (2 Nos) of RTB VFC (Vertical Frame Cap)
Made from Polypropylene in Light Grey RAL 7035 Colour

All dimensions in mm approx.



RTBSS-53

RTBSS-53 Single Sided Unit

Consists of :

- 1 Set of Single Sided Stand Size : 640mm(W) x 1670mm(H) x 300mm(D)
- 27 Nos of RTB 1 Bins
- 18 Nos of RTB 2 Bins
- 12 Nos of RTB 3 Bins
- 3 Nos of RTB 4 Bins
- 3 Nos of RTB SPR (Spacer)
- 10 Sets of RTB FP (Fixing Plate)

RTBSS-54

RTBSS-54 Single Sided Unit

Consists of :

- 1 Set of Single Sided Stand Size : 640mm(W) x 1670mm(H) x 300mm(D)
- 18 Nos of RTB 1 Bins
- 18 Nos of RTB 2 Bins
- 8 Nos of RTB 3 Bins
- 6 Nos of RTB 4 Bins
- 2 Nos of RTB SPR (Spacer)
- 9 Sets of RTB FP (Fixing Plate)



RTBSS-55

RTBSS-55 Single Sided Unit

Consists of :

- 1 Set of Single Sided Stand Size : 640mm(W) x 1670mm(H) x 300mm(D)
- 9 Nos of RTB 1 Bins
- 18 Nos of RTB 2 Bins
- 4 Nos of RTB 3 Bins
- 9 Nos of RTB 4 Bins
- 1 No of RTB SPR (Spacer)
- 8 Sets of RTB FP (Fixing Plate)

RTBSS-56

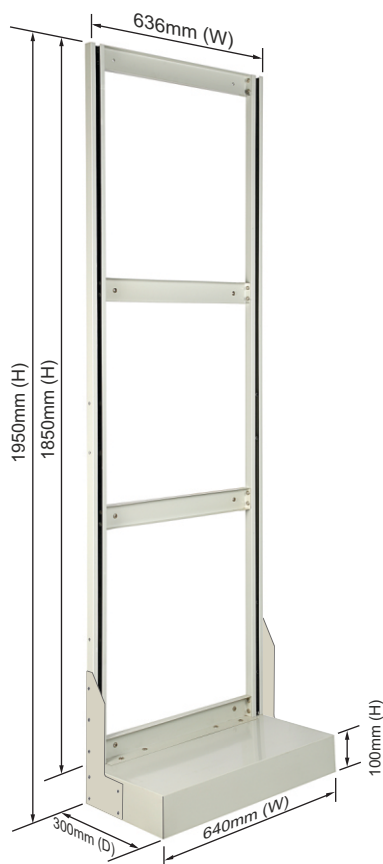
RTBSS-56 Single Sided Unit

Consists of :

- 1 Set of Single Sided Stand Size : 640mm(W) x 1670mm(H) x 300mm(D)
- 36 Nos of RTB 1 Bins
- 6 Nos of RTB 2 Bins
- 16 Nos of RTB 3 Bins
- 3 Nos of RTB 4 Bins
- 4 Nos of RTB SPR (Spacer)
- 10 Sets of RTB FP (Fixing Plate)



Single Sided Units should be placed in front of a Wall (Wall touch) for better stability.


Single Sided Stand for Roo Tilt Bins
Size :
640mm(W) x 1950mm(H) x 300mm(D)
Consists of :

- 3 Nos of RTB HA 546 (Horizontal Arm)
- 1 No of RTB HA BT 546 (Horizontal Arm - Bottom)
- 1 Set (2 Nos) of RTB VF 1850 (Vertical Frame including 16 Bolts of size M6 x 16)
- 1 No of RTB BS 640 (Base Stand including 4 Bolts of size M6 x 16)
- 1 Set (2 Nos) of RTB BSP (Base Side Plate including 14 Bolts of size M6 x 16)
- Made from CRCA Steel duly powder coated in Light Grey RAL 7035 colour
- Thickness:
RTB HA 546 : 1mm
RTB VF 1850 : 1mm
RTB HA BT 546 : 1.5mm
RTB BSP : 1.5mm
RTB BS 640 : 1mm
- 1 Set (2 Nos) of RTB VFC (Vertical Frame Cap)
Made from Polypropylene in Light Grey RAL 7035 Colour

All dimensions in mm approx.

Standard Roo Tilt Bin Unit - Single Sided
Size : 640mm (W) x 1950mm (H) x 300mm (D)

RTBSS-57
RTBSS-57 Single Sided Unit
Consists of :

- 1 Set of Single Sided Stand Size : 640mm(W) x 1950mm(H) x 300mm(D)
- 180 Nos of RTB 1 Bins
- 20 Sets of RTB FP (Fixing Plate)


RTBSS-58
RTBSS-58 Single Sided Unit
Consists of :

- 1 Set of Single Sided Stand Size : 640mm(W) x 1950mm(H) x 300mm(D)
- 78 Nos of RTB 2 Bins
- 13 Sets of RTB FP (Fixing Plate)

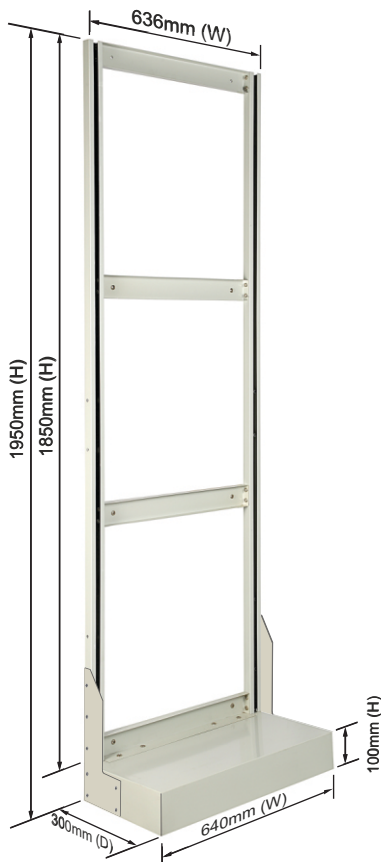

RTBSS-59
RTBSS-59 Single Sided Unit
Consists of :

- 1 Set of Single Sided Stand Size : 640mm(W) x 1950mm(H) x 300mm(D)
- 9 Nos of RTB 1 Bins
- 36 Nos of RTB 3 Bins
- 9 Nos of RTB SPR (Spacer)
- 10 Sets of RTB FP (Fixing Plate)


RTBSS-60
RTBSS-60 Single Sided Unit
Consists of :

- 1 Set of Single Sided Stand Size : 640mm(W) x 1950mm(H) x 300mm(D)
- 6 Nos of RTB 2 Bins
- 18 Nos of RTB 4 Bins
- 7 Sets of RTB FP (Fixing Plate)

Single Sided Units should be placed in front of a Wall (Wall touch) for better stability.



Single Sided Stand for Roo Tilt Bins
Size :
640mm(W) x 1950mm(H) x 300mm(D)
Consists of :

- 3 Nos of RTB HA 546 (Horizontal Arm)
- 1 No of RTB HA BT 546 (Horizontal Arm - Bottom)
- 1 Set (2 Nos) of RTB VF 1850 (Vertical Frame including 16 Bolts of size M6 x 16)
- 1 No of RTB BS 640 (Base Stand including 4 Bolts of size M6 x 16)
- 1 Set (2 Nos) of RTB BSP (Base Side Plate including 14 Bolts of size M6 x 16)
- Made from CRCA Steel duly powder coated in Light Grey RAL 7035 colour
- Thickness:
 RTB HA 546 : 1mm
 RTB VF 1850 : 1mm
 RTB HA BT 546 : 1.5mm
 RTB BSP : 1.5mm
 RTB BS 640 : 1mm
- 1 Set (2 Nos) of RTB VFC (Vertical Frame Cap)
 Made from Polypropylene in Light Grey RAL 7035 Colour

All dimensions in mm approx.

Standard Roo Tilt Bin Unit - Single Sided

Size : 640mm (W) x 1950mm (H) x 300mm (D)

RTBSS-61

RTBSS-61 Single Sided Unit

Consists of :

- 1 Set of Single Sided Stand Size : 640mm(W) x 1950mm(H) x 300mm(D)
- 27 Nos of RTB 1 Bins
- 18 Nos of RTB 2 Bins
- 12 Nos of RTB 3 Bins
- 6 Nos of RTB 4 Bins
- 3 Nos of RTB SPR (Spacer)
- 11 Sets of RTB FP (Fixing Plate)

RTBSS-62

RTBSS-62 Single Sided Unit

Consists of :

- 1 Set of Single Sided Stand Size : 640mm(W) x 1950mm(H) x 300mm(D)
- 9 Nos of RTB 1 Bins
- 18 Nos of RTB 2 Bins
- 4 Nos of RTB 3 Bins
- 12 Nos of RTB 4 Bins
- 1 No of RTB SPR (Spacer)
- 9 Sets of RTB FP (Fixing Plate)

RTBSS-63

RTBSS-63 Single Sided Unit

Consists of :

- 1 Set of Single Sided Stand Size : 640mm(W) x 1950mm(H) x 300mm(D)
- 36 Nos of RTB 2 Bins
- 20 Nos of RTB 3 Bins
- 5 Nos of RTB SPR (Spacer)
- 11 Sets of RTB FP (Fixing Plate)

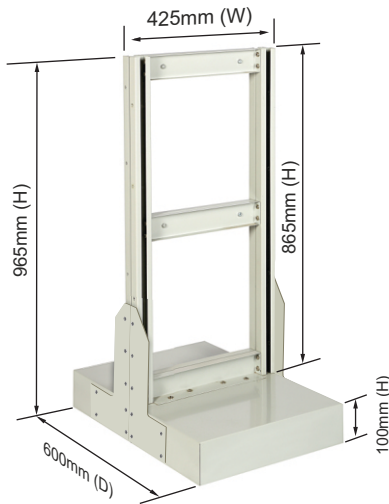
RTBSS-64

RTBSS-64 Single Sided Unit

Consists of :

- 1 Set of Single Sided Stand Size : 640mm(W) x 1950mm(H) x 300mm(D)
- 54 Nos of RTB 1 Bins
- 54 Nos of RTB 2 Bins
- 15 Sets of RTB FP (Fixing Plate)

Single Sided Units should be placed in front of a Wall (Wall touch) for better stability.



Double Sided Stand for Roo Tilt Bins
Size :
425mm(W) x 965mm(H) x 600mm(D)
Consists of :

- 4 Nos of RTB HA 335
(Horizontal Arm)
- 2 Nos of RTB HA BT 335
(Horizontal Arm - Bottom)
- 2 Sets (4 Nos) of RTB VF 865
(Vertical Frame including 12 Bolts
of Size M6 x 16 each)
- 2 Nos of RTB BS 425
(Base Stand including 4 Bolts
of size M6 x 16 each)
- 2 Sets (4 Nos) of RTB BSP
(Base Side Plate including 14 Bolts
of size M6 x 16 each)
- Made from CRCA Steel duly powder
coated in Light Grey RAL 7035 colour
- Thickness:
 RTB HA 335 : 1mm
 RTB VF 865 : 1mm
 RTB HA BT 335 : 1.5mm
 RTB BSP : 1.5mm
 RTB BS 425 : 1mm
- 2 Sets (4 Nos) of RTB VFC
(Vertical Frame Cap)
 Made from Polypropylene in
 Light Grey RAL 7035 Colour

All dimensions in mm approx.

Standard Roo Tilt Bin Unit - Double Sided
Size : 425mm (W) x 965mm (H) x 600mm (D)

RTBDS-1



RTBDS-1 Double Sided Unit
Consists of :

- 1 Set of Double Sided Stand Size :
425mm(W) x 965mm(H) x 600mm(D)
- 108 Nos of RTB 1 Bins
- 18 Sets of RTB FP (Fixing Plate)

RTBDS-2



RTBDS-2 Double Sided Unit
Consists of :

- 1 Set of Double Sided Stand Size :
425mm(W) x 965mm(H) x 600mm(D)
- 48 Nos of RTB 2 Bins
- 12 Sets of RTB FP (Fixing Plate)

RTBDS-3



RTBDS-3 Double Sided Unit
Consists of :

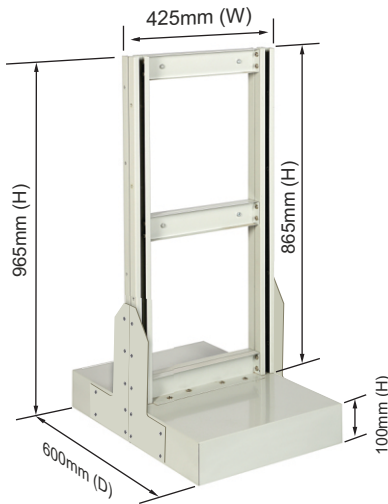
- 1 Set of Double Sided Stand Size :
425mm(W) x 965mm(H) x 600mm(D)
- 12 Nos of RTB 1 Bins
- 24 Nos of RTB 3 Bins
- 10 Sets of RTB FP (Fixing Plate)

RTBDS-4



RTBDS-4 Double Sided Unit
Consists of :

- 1 Set of Double Sided Stand Size :
425mm(W) x 965mm(H) x 600mm(D)
- 12 Nos of RTB 4 Bins
- 6 Sets of RTB FP (Fixing Plate)



Double Sided Stand for Roo Tilt Bins Size :

425mm(W) x 965mm(H) x 600mm(D)

Consists of :

- 4 Nos of RTB HA 335
(Horizontal Arm)
- 2 Nos of RTB HA BT 335
(Horizontal Arm - Bottom)
- 2 Sets (4 Nos) of RTB VF 865
(Vertical Frame including 12 Bolts
of Size M6 x 16 each)
- 2 Nos of RTB BS 425
(Base Stand including 4 Bolts
of size M6 x 16 each)
- 2 Sets (4 Nos) of RTB BSP
(Base Side Plate including 14 Bolts
of size M6 x 16 each)
- Made from CRCA Steel duly powder
coated in Light Grey RAL 7035 colour
- Thickness:
RTB HA 335 : 1mm
RTB VF 865 : 1mm
RTB HA BT 335 : 1.5mm
RTB BSP : 1.5mm
RTB BS 425 : 1mm
- 2 Sets (4 Nos) of RTB VFC
(Vertical Frame Cap)
Made from Polypropylene in
Light Grey RAL 7035 Colour

All dimensions in mm approx.

Standard Roo Tilt Bin Unit - Double Sided Size : 425mm (W) x 965mm (H) x 600mm (D)

RTBDS-5



RTBDS-5 Double Sided Unit

Consists of :

- 1 Set of Double Sided Stand Size :
425mm(W) x 965mm(H) x 600mm(D)
- 24 Nos of RTB 1 Bins
- 16 Nos of RTB 2 Bins
- 12 Nos of RTB 3 Bins
- 12 Sets of RTB FP (Fixing Plate)

RTBDS-6



RTBDS-6 Double Sided Unit

Consists of :

- 1 Set of Double Sided Stand Size :
425mm(W) x 965mm(H) x 600mm(D)
- 12 Nos of RTB 1 Bins
- 16 Nos of RTB 2 Bins
- 6 Nos of RTB 3 Bins
- 4 Nos of RTB 4 Bins
- 10 Sets of RTB FP (Fixing Plate)

RTBDS-7



RTBDS-7 Double Sided Unit

Consists of :

- 1 Set of Double Sided Stand Size :
425mm(W) x 965mm(H) x 600mm(D)
- 16 Nos of RTB 2 Bins
- 8 Nos of RTB 4 Bins
- 8 Sets of RTB FP (Fixing Plate)

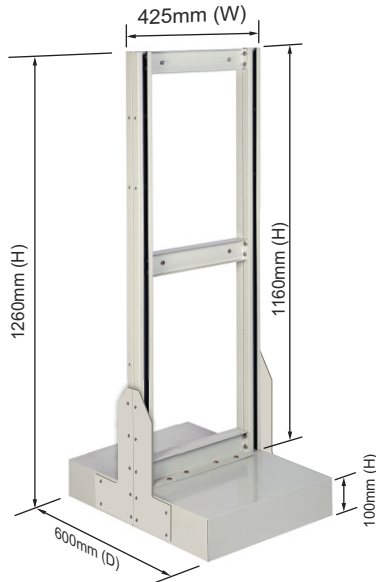
RTBDS-8



RTBDS-8 Double Sided Unit

Consists of :

- 1 Set of Double Sided Stand Size :
425mm(W) x 965mm(H) x 600mm(D)
- 36 Nos of RTB 1 Bins
- 18 Nos of RTB 3 Bins
- 12 Sets of RTB FP (Fixing Plate)



Double Sided Stand for Roo Tilt Bins
Size :
425mm(W) x 1260mm(H) x 600mm(D)
Consists of :

- 4 Nos of RTB HA 335
(Horizontal Arm)
- 2 Nos of RTB HA BT 335
(Horizontal Arm - Bottom)
- 2 Sets(4 Nos) of RTB VF 1160
(Vertical Frame including 12 Bolts
of Size M6 x 16 each)
- 2 Nos of RTB BS 425
(Base Stand including 4 Bolts
of size M6 x 16 each)
- 2 Sets (4 Nos) of RTB BSP
(Base Side Plate including 14 Bolts
of size M6 x 16 each)
- Made from CRCA Steel duly powder
coated in Light Grey RAL 7035 colour
- Thickness:
 RTB HA 335 : 1mm
 RTB VF 1160 : 1mm
 RTB HA BT 335 : 1.5mm
 RTB BSP : 1.5mm
 RTB BS 425 : 1mm
- 2 Sets (4 Nos) of RTB VFC
(Vertical Frame Cap)
 Made from Polypropylene in Light Grey
 RAL 7035 Colour

All dimensions in mm approx.

Standard Roo Tilt Bin Unit - Double Sided
Size : 425mm (W) x 1260mm (H) x 600mm (D)

RTBDS-9



RTBDS-9 Double Sided Unit

Consists of :

- 1 Set of Double Sided Stand Size :
425mm(W) x 1260mm(H) x 600mm(D)
- 144 Nos of RTB 1 Bins
- 24 Sets of RTB FP (Fixing Plate)

RTBDS-10



RTBDS-10 Double Sided Unit

Consists of :

- 1 Set of Double Sided Stand Size :
425mm(W) x 1260mm(H) x 600mm(D)
- 64 Nos of RTB 2 Bins
- 16 Sets of RTB FP (Fixing Plate)

RTBDS-11



RTBDS-11 Double Sided Unit

Consists of :

- 1 Set of Double Sided Stand Size :
425mm(W) x 1260mm(H) x 600mm(D)
- 36 Nos of RTB 3 Bins
- 12 Setsof RTB FP (Fixing Plate)

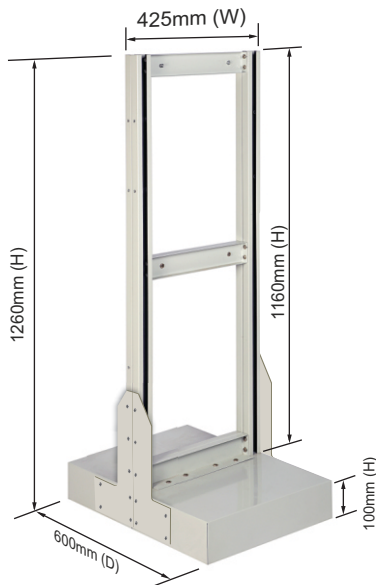
RTBDS-12



RTBDS-12 Double Sided Unit

Consists of :

- 1 Set of Double Sided Stand Size :
425mm(W) x 1260mm(H) x 600mm(D)
- 16 Nos of RTB 4 Bins
- 8 Sets of RTB FP (Fixing Plate)



Double Sided Stand for Roo Tilt Bins

Size :

425mm(W) x 1260mm(H) x 600mm(D)

Consists of :

- 4 Nos of RTB HA 335
(Horizontal Arm)
- 2 Nos of RTB HA BT 335
(Horizontal Arm - Bottom)
- 2 Sets(4 Nos) of RTB VF 1160
(Vertical Frame including 12 Bolts
of Size M6 x 16 each)
- 2 Nos of RTB BS 425
(Base Stand including 4 Bolts
of size M6 x 16 each)
- 2 Sets (4 Nos) of RTB BSP
(Base Side Plate including 14 Bolts
of size M6 x 16 each)
- Made from CRCA Steel duly powder
coated in Light Grey RAL 7035 colour
- Thickness:
RTB HA 335 : 1mm
RTB VF 1160 : 1mm
RTB HA BT 335 : 1.5mm
RTB BSP : 1.5mm
RTB BS 425 : 1mm
- 2 Sets (4 Nos) of RTB VFC
(Vertical Frame Cap)
Made from Polypropylene in Light Grey
RAL 7035 Colour

All dimensions in mm approx.

Standard Roo Tilt Bin Unit - Double Sided Size : 425mm (W) x 1260mm (H) x 600mm (D)

RTBDS-13



RTBDS-13 Double Sided Unit

Consists of :

- 1 Set of Double Sided Stand Size :
425mm(W) x 1260mm(H) x 600mm(D)
- 24 Nos of RTB 1 Bins
- 16 Nos of RTB 2 Bins
- 12 Nos of RTB 3 Bins
- 4 Nos of RTB 4 Bins
- 14 Sets of RTB FP (Fixing Plate)

RTBDS-14



RTBDS-14 Double Sided Unit

Consists of :

- 1 Set of Double Sided Stand Size :
425mm(W) x 1260mm(H) x 600mm(D)
- 12 Nos of RTB 1 Bins
- 16 Nos of RTB 2 Bins
- 6 Nos of RTB 3 Bins
- 8 Nos of RTB 4 Bins
- 12 Sets of RTB FP (Fixing Plate)

RTBDS-15



RTBDS-15 Double Sided Unit

Consists of :

- 1 Set of Double Sided Stand Size :
425mm(W) x 1260mm(H) x 600mm(D)
- 32 Nos of RTB 2 Bins
- 18 Nos of RTB 3 Bins
- 14 Sets of RTB FP (Fixing Plate)

RTBDS-16

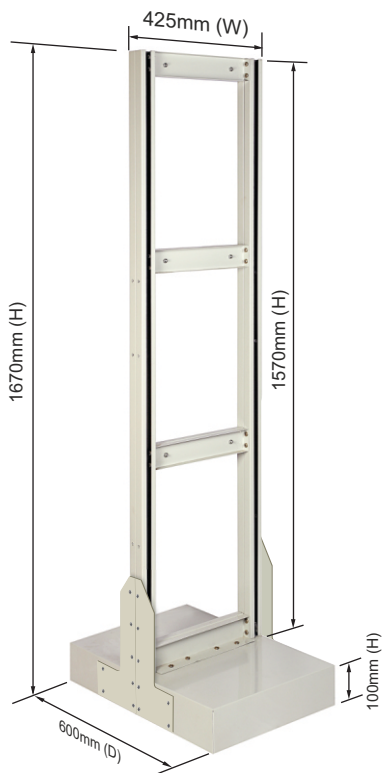


RTBDS-16 Double Sided Unit

Consists of :

- 1 Set of Double Sided Stand Size :
425mm(W) x 1260mm(H) x 600mm(D)
- 60 Nos of RTB 1 Bins
- 16 Nos of RTB 2 Bins
- 12 Nos of RTB 3 Bins
- 18 Sets of RTB FP (Fixing Plate)

Standard Roo Tilt Bin Unit - Double Sided
Size : 425mm (W) x 1670mm (H) x 600mm (D)



Double Sided Stand for Roo Tilt Bins

Size :

425mm(W) x 1670mm(H) x 600mm(D)

Consists of :

- 6 Nos of RTB HA 335 (Horizontal Arm)
- 2 Nos of RTB HA BT 335 (Horizontal Arm - Bottom)
- 2 Sets (4 Nos) of RTB VF 1570 (Vertical Frame including 16 Bolts of Size M6 x 16 each)
- 2 Nos of RTB BS 425 (Base Stand including 4 Bolts of size M6 x 16 each)
- 2 Sets (4 Nos) of RTB BSP (Base Side Plate including 14 Bolts of size M6 x 16 each)
- Made from CRCA Steel duly powder coated in Light Grey RAL 7035 colour
- Thickness:
 RTB HA 335 : 1mm
 RTB VF 1570 : 1mm
 RTB HA BT 335 : 1.5mm
 RTB BSP : 1.5mm
 RTB BS 425 : 1mm
- 2 Stes (4 Nos) of RTB VFC (Vertical Frame Cap)
 Made from Polypropylene in Light Grey RAL 7035 Colour

All dimensions in mm approx.



RTBDS-17

RTBDS-17 Double Sided Unit

Consists of :

- 1 Set of Double Sided Stand Size : 425mm(W) x 1670mm(H) x 600mm(D)
- 204 Nos of RTB 1 Bins
- 34 Sets of RTB FP (Fixing Plate)

RTBDS-18

RTBDS-18 Double Sided Unit

Consists of :

- 1 Set of Double Sided Stand Size : 425mm(W) x 1670mm(H) x 600mm(D)
- 88 Nos of RTB 2 Bins
- 22Sets of RTB FP (Fixing Plate)



RTBDS-19

RTBDS-19 Double Sided Unit

Consists of :

- 1 Set of Double Sided Stand Size : 425mm(W) x 1670mm(H) x 600mm(D)
- 48 Nos of RTB 3 Bins
- 16 Sets of RTB FP (Fixing Plate)

RTBDS-20

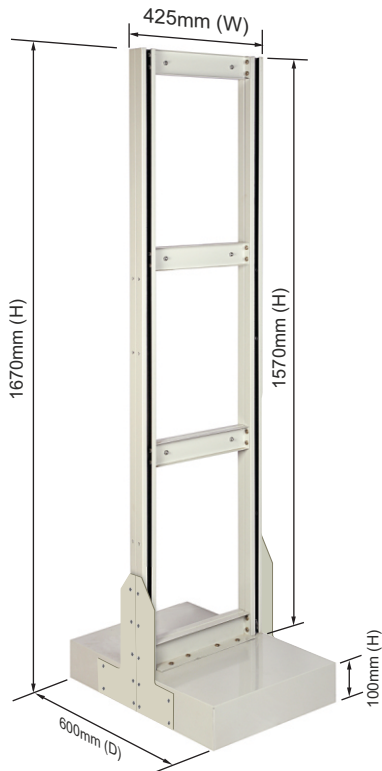
RTBDS-20 Double Sided Unit

Consists of :

- 1 Set of Double Sided Stand Size : 425mm(W) x 1670mm(H) x 600mm(D)
- 8 Nos of RTB 2 Bins
- 20 Nos of RTB 4 Bins
- 12 Sets of RTB FP (Fixing Plate)



Standard Roo Tilt Bin Unit - Double Sided Size : 425mm (W) x 1670mm (H) x 600mm (D)



Double Sided Stand for Roo Tilt Bins Size : 425mm(W) x 1670mm(H) x 600mm(D) Consists of :

- 6 Nos of RTB HA 335 (Horizontal Arm)
- 2 Nos of RTB HA BT 335 (Horizontal Arm - Bottom)
- 2 Sets (4 Nos) of RTB VF 1570 (Vertical Frame including 16 Bolts of Size M6 x 16 each)
- 2 Nos of RTB BS 425 (Base Stand including 4 Bolts of size M6 x 16 each)
- 2 Sets (4 Nos) of RTB BSP (Base Side Plate including 14 Bolts of size M6 x 16 each)
- Made from CRCA Steel duly powder coated in Light Grey RAL 7035 colour
- Thickness:
RTB HA 335 : 1mm
RTB VF 1570 : 1mm
RTB HA BT 335 : 1.5mm
RTB BSP : 1.5mm
RTB BS 425 : 1mm
- 2 Stes (4 Nos) of RTB VFC (Vertical Frame Cap)
Made from Polypropylene in Light Grey RAL 7035 Colour

All dimensions in mm approx.



RTBDS-21

RTBDS-21 Double Sided Unit Consists of :

- 1 Set of Double Sided Stand Size : 425mm(W) x 1670mm(H) x 600mm(D)
- 36 Nos of RTB 1 Bins
- 24 Nos of RTB 2 Bins
- 18 Nos of RTB 3 Bins
- 4 Nos of RTB 4 Bins
- 20 Sets of RTB FP (Fixing Plate)

RTBDS-22

RTBDS-22 Double Sided Unit Consists of :

- 1 Set of Double Sided Stand Size : 425mm(W) x 1670mm(H) x 600mm(D)
- 24 Nos of RTB 1 Bins
- 24 Nos of RTB 2 Bins
- 12 Nos of RTB 3 Bins
- 8 Nos of RTB 4 Bins
- 18 Sets of RTB FP (Fixing Plate)



RTBDS-23

RTBDS-23 Double Sided Unit Consists of :

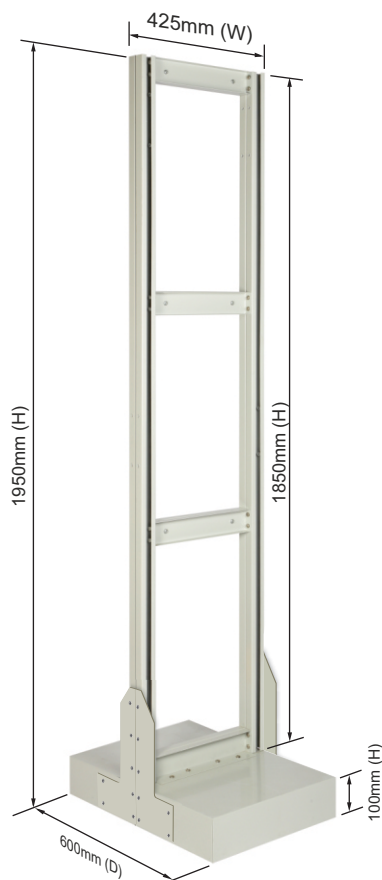
- 1 Set of Double Sided Stand Size : 425mm(W) x 1670mm(H) x 600mm(D)
- 12 Nos of RTB 1 Bins
- 24 Nos of RTB 2 Bins
- 6 Nos of RTB 3 Bins
- 12 Nos of RTB 4 Bins
- 16 Sets of RTB FP (Fixing Plate)

RTBDS-24

RTBDS-24 Double Sided Unit Consists of :

- 1 Set of Double Sided Stand Size : 425mm(W) x 1670mm(H) x 600mm(D)
- 48 Nos of RTB 1 Bins
- 8 Nos of RTB 2 Bins
- 24 Nos of RTB 3 Bins
- 4 Nos of RTB 4 Bins
- 20 Sets of RTB FP (Fixing Plate)




Double Sided Stand for Roo Tilt Bins
Size :
425mm(W) x 1950mm(H) x 600mm(D)
Consists of :

- 6 Nos of RTB HA 335 (Horizontal Arm)
- 2 Nos of RTB HA BT 335 (Horizontal Arm - Bottom)
- 2 Sets (4 Nos) of RTB VF 1850 (Vertical Frame including 16 Bolts of Size M6 x 16 each)
- 2 Nos of RTB BS 425 (Base Stand including 4 Bolts of size M6 x 16 each)
- 2 Sets (4 Nos) of RTB BSP (Base Side Plate including 14 Bolts of size M6 x 16 each)
- Made from CRCA Steel duly powder coated in Light Grey RAL 7035 colour
- Thickness:
RTB HA 335 : 1mm
RTB VF 1850 : 1mm
RTB HA BT 335 : 1.5mm
RTB BSP : 1.5mm
RTB BS 425 : 1mm
- 2 Sets (4 Nos) of RTB VFC (Vertical Frame Cap)
Made from Polypropylene in Light Grey RAL 7035 Colour

All dimensions in mm approx.

Standard Roo Tilt Bin Unit - Double Sided
Size : 425mm (W) x 1950mm (H) x 600mm (D)

RTBDS-25
RTBDS-25 Double Sided Unit
Consists of :

- 1 Set of Double Sided Stand Size : 425mm(W) x 1950mm(H) x 600mm(D)
- 240 Nos of RTB 1 Bins
- 40 Sets of RTB FP (Fixing Plate)

RTBDS-26
RTBDS-26 Double Sided Unit
Consists of :

- 1 Set of Double Sided Stand Size : 425mm(W) x 1950mm(H) x 600mm(D)
- 104 Nos of RTB 2 Bins
- 26 Sets of RTB FP (Fixing Plate)

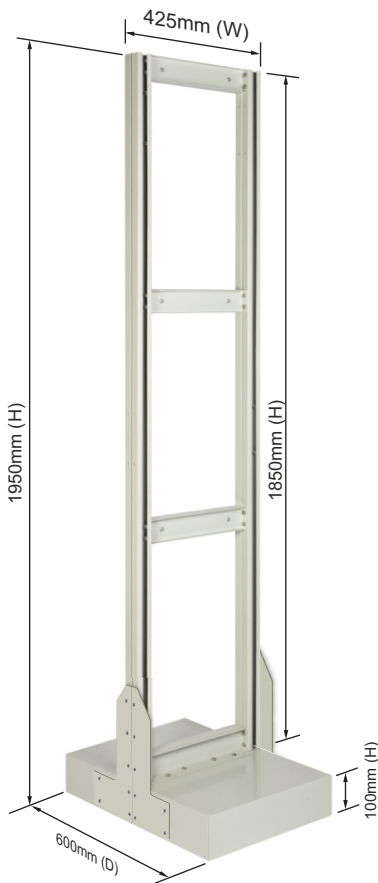

RTBDS-27
RTBDS-27 Double Sided Unit
Consists of :

- 1 Set of Double Sided Stand Size : 425mm(W) x 1950mm(H) x 600mm(D)
- 12 Nos of RTB 1 Bins
- 54 Nos of RTB 3 Bins
- 20 Sets of RTB FP (Fixing Plate)

RTBDS-28
RTBDS-28 Double Sided Unit
Consists of :

- 1 Set of Double Sided Stand Size : 425mm(W) x 1950mm(H) x 600mm(D)
- 8 Nos of RTB 2 Bins
- 24 Nos of RTB 4 Bins
- 14 Sets of RTB FP (Fixing Plate)





Double Sided Stand for Roo Tilt Bins
Size :
425mm(W) x 1950mm(H) x 600mm(D)
Consists of :

- 6 Nos of RTB HA 335 (Horizontal Arm)
- 2 Nos of RTB HA BT 335 (Horizontal Arm - Bottom)
- 2 Sets (4 Nos) of RTB VF 1850 (Vertical Frame including 16 Bolts of Size M6 x 16 each)
- 2 Nos of RTB BS 425 (Base Stand including 4 Bolts of size M6 x 16 each)
- 2 Sets (4 Nos) of RTB BSP (Base Side Plate including 14 Bolts of size M6 x 16 each)
- Made from CRCA Steel duly powder coated in Light Grey RAL 7035 colour
- Thickness:
 RTB HA 335 : 1mm
 RTB VF 1850 : 1mm
 RTB HA BT 335 : 1.5mm
 RTB BSP : 1.5mm
 RTB BS 425 : 1mm
- 2 Sets (4 Nos) of RTB VFC (Vertical Frame Cap)
 Made from Polypropylene in Light Grey RAL 7035 Colour

All dimensions in mm approx.

Standard Roo Tilt Bin Unit - Double Sided
Size : 425mm (W) x 1950mm (H) x 600mm (D)



RTBDS-29

RTBDS-29 Double Sided Unit

Consists of :

- 1 Set of Double Sided Stand Size : 425mm(W) x 1950mm(H) x 600mm(D)
- 36 Nos of RTB 1 Bins
- 24 Nos of RTB 2 Bins
- 18 Nos of RTB 3 Bins
- 8 Nos of RTB 4 Bins
- 22 Sets of RTB FP (Fixing Plate)

RTBDS-30

RTBDS-30 Double Sided Unit

Consists of :

- 1 Set of Double Sided Stand Size : 425mm(W) x 1950mm(H) x 600mm(D)
- 12 Nos of RTB 1 Bins
- 24 Nos of RTB 2 Bins
- 6 Nos of RTB 3 Bins
- 16 Nos of RTB 4 Bins
- 18 Sets of RTB FP (Fixing Plate)



RTBDS-31

RTBDS-31 Double Sided Unit

Consists of :

- 1 Set of Double Sided Stand Size : 425mm(W) x 1950mm(H) x 600mm(D)
- 48 Nos of RTB 2 Bins
- 30 Nos of RTB 3 Bins
- 22 Sets of RTB FP (Fixing Plate)

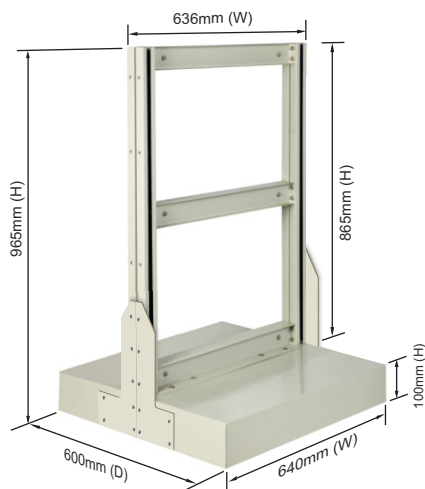
RTBDS-32

RTBDS-32 Double Sided Unit

Consists of :

- 1 Set of Double Sided Stand Size : 425mm(W) x 1950mm(H) x 600mm(D)
- 72 Nos of RTB 1 Bins
- 72 Nos of RTB 2 Bins
- 30 Sets of RTB FP (Fixing Plate)






Double Sided Stand for Roo Tilt Bins
Size :
640mm(W) x 965mm(H) x 600mm(D)
Consists of :

- 4 Nos of RTB HA 546
(Horizontal Arm)
- 2 Nos of RTB HA BT 546
(Horizontal Arm - Bottom)
- 2 Sets (4 Nos) of RTB VF 865
(Vertical Frame including 12 Bolts
of Size M6 x 16 each)
- 2 Nos of RTB BS 640
(Base Stand including 4 Bolts
of size M6 x 16 each)
- 2 Sets (4 Nos) of RTB BSP
(Base Side Plate including 14 Bolts
of size M6 x 16 each)
- Made from CRCA Steel duly powder
coated in Light Grey RAL 7035 colour
- Thickness:
 RTB HA 546 : 1mm
 RTB VF 865 : 1mm
 RTB HA BT 546 : 1.5mm
 RTB BSP : 1.5mm
 RTB BS 640 : 1mm
- 2 Sets (4 Nos) of RTB VFC
(Vertical Frame Cap)
 Made from Polypropylene in
 Light Grey RAL 7035 Colour

All dimensions in mm approx.

Standard Roo Tilt Bin Unit - Double Sided
Size : 640mm (W) x 965mm (H) x 600mm (D)

RTBDS-33



RTBDS-33 Double Sided Unit

Consists of :

- 1 Set of Double Sided Stand Size :
640mm(W) x 965mm(H) x 600mm(D)
- 162 Nos of RTB 1 Bins
- 18 Sets of RTB FP (Fixing Plate)

RTBDS-34



RTBDS-34 Double Sided Unit

Consists of :

- 1 Set of Double Sided Stand Size :
640mm(W) x 965mm(H) x 600mm(D)
- 72 Nos of RTB 2 Bins
- 12 Sets of RTB FP (Fixing Plate)

RTBDS-35



RTBDS-35 Double Sided Unit

Consists of :

- 1 Set of Double Sided Stand Size :
640mm(W) x 965mm(H) x 600mm(D)
- 18 Nos of RTB 1 Bins
- 32 Nos of RTB 3 Bins
- 8 Nos of RTB SPR (Spacer)
- 10 Sets of RTB FP (Fixing Plate)

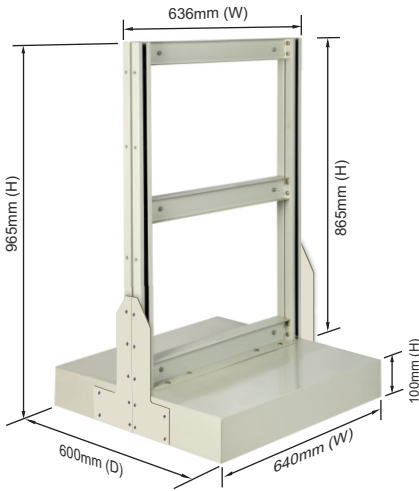
RTBDS-36



RTBDS-36 Double Sided Unit

Consists of :

- 1 Set of Double Sided Stand Size :
640mm(W) x 965mm(H) x 600mm(D)
- 18 Nos of RTB 4 Bins
- 6 Sets of RTB FP (Fixing Plate)



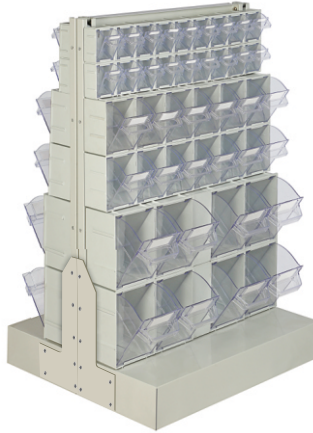
Double Sided Stand for Roo Tilt Bins
Size :
640mm(W) x 965mm(H) x 600mm(D)
Consists of :

- 4 Nos of RTB HA 546
(Horizontal Arm)
- 2 Nos of RTB HA BT 546
(Horizontal Arm - Bottom)
- 2 Sets (4 Nos) of RTB VF 865
(Vertical Frame including 12 Bolts
of size M6 x 16 each)
- 2 Nos of RTB BS 640
(Base Stand including 4 Bolts
of size M6 x 16 each)
- 2 Sets (4 Nos) of RTB BSP
(Base Side Plate including 14 Bolts
of size M6 x 16 each)
- Made from CRCA Steel duly powder
coated in Light Grey RAL 7035 colour
- Thickness:
 RTB HA 546 : 1mm
 RTB VF 865 : 1mm
 RTB HA BT 546 : 1.5mm
 RTB BSP : 1.5mm
 RTB BS 640 : 1mm
- 2 Sets (4 Nos) of RTB VFC
(Vertical Frame Cap)
 Made from Polypropylene in
 Light Grey RAL 7035 Colour

All dimensions in mm approx.

Standard Roo Tilt Bin Unit - Double Sided
Size : 640mm (W) x 965mm (H) x 600mm (D)


RTBDS-37



RTBDS-37 Double Sided Unit
Consists of :

- 1 Set of Double Sided Stand Size :
640mm(W) x 965mm(H) x 600mm(D)
- 36 Nos of RTB 1 Bins
- 24 Nos of RTB 2 Bins
- 16 Nos of RTB 3 Bins
- 4 Nos of RTB SPR (Spacer)
- 12 Sets of RTB FP (Fixing Plate)

RTBDS-38



RTBDS-38 Double Sided Unit
Consists of :

- 1 Set of Double Sided Stand Size :
640mm(W) x 965mm(H) x 600mm(D)
- 18 Nos of RTB 1 Bins
- 24 Nos of RTB 2 Bins
- 8 Nos of RTB 3 Bins
- 6 Nos of RTB 4 Bins
- 2 Nos of RTB SPR (Spacer)
- 10 Sets of RTB FP (Fixing Plate)

RTBDS-39



RTBDS-39 Double Sided Unit
Consists of :

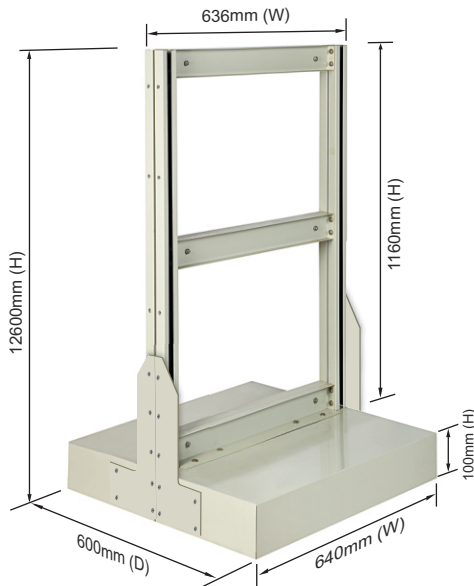
- 1 Set of Double Sided Stand Size :
640mm(W) x 965mm(H) x 600mm(D)
- 24 Nos of RTB 2 Bins
- 12 Nos of RTB 4 Bins
- 8 Sets of RTB FP (Fixing Plate)

RTBDS-40



RTBDS-40 Double Sided Unit
Consists of :

- 1 Set of Double Sided Stand Size :
640mm(W) x 965mm(H) x 600mm(D)
- 54 Nos of RTB 1 Bins
- 24 Nos of RTB 3 Bins
- 6 Nos of RTB SPR (Spacer)
- 12 Sets of RTB FP (Fixing Plate)


Double Sided Stand for Roo Tilt Bins
Size :
640mm(W) x 1260mm(H) x 600mm(D)
Consists of :


- 4 Nos of RTB HA 546
(Horizontal Arm)
- 2 Nos of RTB HA BT 546
(Horizontal Arm - Bottom)
- 2 Sets (4 Nos) of RTB VF 1160
(Vertical Frame including 12 Bolts
of Size M6 x 16 each)
- 2 Nos of RTB BS 640
(Base Stand including 4 Bolts
of size M6 x 16 each)
- 2 Sets (4 Nos) of RTB BSP
(Base Side Plate including 14 Bolts
of size M6 x 16 each)
- Made from CRCA Steel duly powder
coated in Light Grey RAL 7035 colour
- Thickness:
RTB HA 546 : 1mm
RTB VF 1160 : 1mm
RTB HA BT 546 : 1.5mm
RTB BSP : 1.5mm
RTB BS 640 : 1mm
- 2 Sets (4 Nos) of RTB VFC
(Vertical Frame Cap)
Made from Polypropylene in Light Grey
RAL 7035 Colour

All dimensions in mm approx.

Standard Roo Tilt Bin Unit - Double Sided
Size : 640mm (W) x 1260mm (H) x 600mm (D)
RTBDS-41

RTBDS-41 Double Sided Unit
Consists of :

- 1 Set of Double Sided Stand Size :
640mm(W) x 1260mm(H) x 600mm(D)
- 216 Nos of RTB 1 Bins
- 24 Sets of RTB FP (Fixing Plate)

RTBDS-42

RTBDS-42 Double Sided Unit
Consists of :

- 1 Set of Double Sided Stand Size :
640mm(W) x 1260mm(H) x 600mm(D)
- 96 Nos of RTB 2 Bins
- 16 Sets of RTB FP (Fixing Plate)

RTBDS-43

RTBDS-43 Double Sided Unit
Consists of :

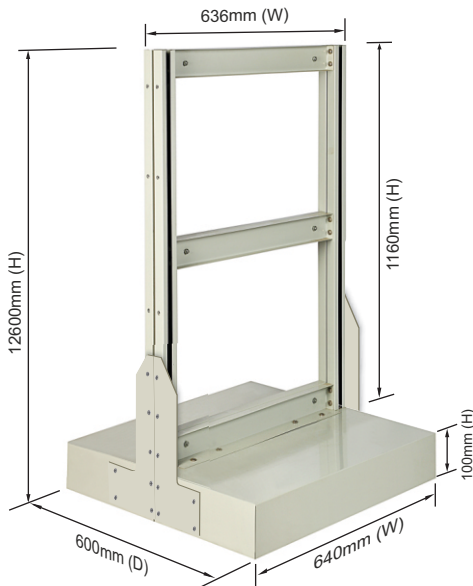
- 1 Set of Double Sided Stand Size :
640mm(W) x 1260mm(H) x 600mm(D)
- 48 Nos of RTB 3 Bins
- 12 Nos of RTB SPR (Spacer)
- 12 Sets of RTB FP (Fixing Plate)

RTBDS-44

RTBDS-44 Double Sided Unit
Consists of :

- 1 Set of Double Sided Stand Size :
640mm(W) x 1260mm(H) x 600mm(D)
- 24 Nos of RTB 4 Bins
- 8 Sets of RTB FP (Fixing Plate)

Standard Roo Tilt Bin Unit - Double Sided Size : 640mm (W) x 1260mm (H) x 600mm (D)



Double Sided Stand for Roo Tilt Bins

Size :

640mm(W) x 1260mm(H) x 600mm(D)

Consists of :

- 4 Nos of RTB HA 546
(Horizontal Arm)
- 2 Nos of RTB HA BT 546
(Horizontal Arm - Bottom)
- 2 Sets (4 Nos) of RTB VF 1160
(Vertical Frame including 12 Bolts
of Size M6 x 16 each)
- 2 Nos of RTB BS 640
(Base Stand including 4 Bolts
of size M6 x 16 each)
- 2 Sets (4 Nos) of RTB BSP
(Base Side Plate including 14 Bolts
of size M6 x 16 each)
- Made from CRCA Steel duly powder
coated in Light Grey RAL 7035 colour
- Thickness:
RTB HA 546 : 1mm
RTB VF 1160 : 1mm
RTB HA BT 546 : 1.5mm
RTB BSP : 1.5mm
RTB BS 640 : 1mm
- 2 Sets (4 Nos) of RTB VFC
(Vertical Frame Cap)
Made from Polypropylene in Light Grey
RAL 7035 Colour

All dimensions in mm approx.

RTBDS-45



RTBDS-45 Double Sided Unit

Consists of :

- 1 Set of Double Sided Stand Size :
640mm(W) x 1260mm(H) x 600mm(D)
- 36 Nos of RTB 1 Bins
- 24 Nos of RTB 2 Bins
- 16 Nos of RTB 3 Bins
- 6 Nos of RTB 4 Bins
- 4 Nos of RTB SPR (Spacer)
- 14 Sets of RTB FP (Fixing Plate)

RTBDS-46



RTBDS-46 Double Sided Unit

Consists of :

- 1 Set of Double Sided Stand Size :
640mm(W) x 1260mm(H) x 600mm(D))
- 18 Nos of RTB 1 Bins
- 24 Nos of RTB 2 Bins
- 8 Nos of RTB 3 Bins
- 12 Nos of RTB 4 Bins
- 2 Nos of RTB SPR (Spacer)
- 12 Sets of RTB FP (Fixing Plate)

RTBDS-47

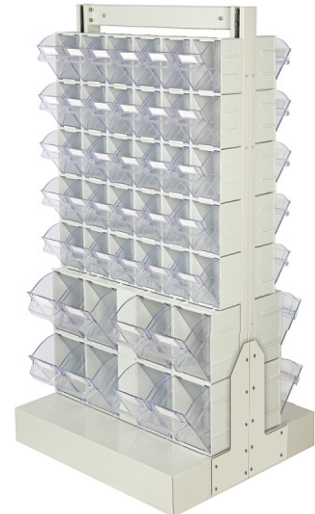


RTBDS-47 Double Sided Unit

Consists of :

- 1 Set of Double Sided Stand Size :
640mm(W) x 1260mm(H) x 600mm(D)
- 48 Nos of RTB 2 Bins
- 24 Nos of RTB 3 Bins
- 6 Nos of RTB SPR (Spacer)
- 14 Sets of RTB FP (Fixing Plate)

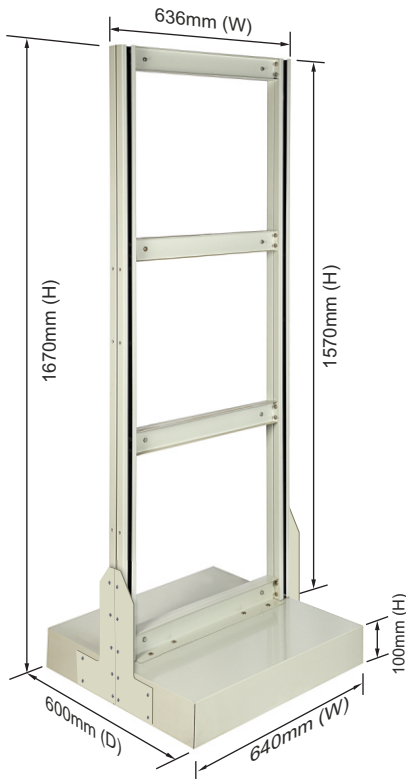
RTBDS-48



RTBDS-48 Double Sided Unit

Consists of :

- 1 Set of Double Sided Stand Size :
640mm(W) x 1260mm(H) x 600mm(D)
- 60 Nos of RTB 2 Bins
- 16 Nos of RTB 3 Bins
- 4 Nos of RTB SPR (Spacer)
- 14 Sets of RTB FP (Fixing Plate)



Double Sided Stand for Roo Tilt Bins
Size :
640mm(W) x 1670mm(H) x 600mm(D)
Consists of :

- 6 Nos of RTB HA 546 (Horizontal Arm)
- 2 Nos of RTB HA BT 546 (Horizontal Arm - Bottom)
- 2 Sets (4 Nos) of RTB VF 1570 (Vertical Frame including 16 Bolts of Size M6 x 16 each)
- 2 Nos of RTB BS 640 (Base Stand including 4 Bolts of size M6 x 16 each)
- 2 Sets (4 Nos) of RTB BSP (Base Side Plate including 14 Bolts of size M6 x 16 each)
- Made from CRCA Steel duly powder coated in Light Grey RAL 7035 colour
- Thickness:
 RTB HA 546 : 1mm
 RTB VF 1570 : 1mm
 RTB HA BT 546 : 1.5mm
 RTB BSP : 1.5mm
 RTB BS 640 : 1mm
- 2 Sets (4 Nos) of RTB VFC (Vertical Frame Cap)
 Made from Polypropylene in Light Grey RAL 7035 Colour

All dimensions in mm approx.

Standard Roo Tilt Bin Unit - Double Sided

Size : 640mm (W) x 1670mm (H) x 600mm (D)



RTBDS-49

RTBDS-49 Double Sided Unit

Consists of :


- 1 Set of Double Sided Stand Size : 640mm(W) x 1670mm(H) x 600mm(D)
- 306 Nos of RTB 1 Bins
- 34 Sets of RTB FP (Fixing Plate)

RTBDS-50

RTBDS-50 Double Sided Unit

Consists of :

- 1 Set of Double Sided Stand Size : 640mm(W) x 1670mm(H) x 600mm(D)
- 132 Nos of RTB 2 Bins
- 22 Sets of RTB FP (Fixing Plate)



RTBDS-51

RTBDS-51 Double Sided Unit

Consists of :

- 1 Set of Double Sided Stand Size : 640mm(W) x 1670mm(H) x 600mm(D)
- 64 Nos of RTB 3 Bins
- 16 Nos of RTB SPR (Spacer)
- 16 Sets of RTB FP (Fixing Plate)

RTBDS-52

RTBDS-52 Double Sided Unit

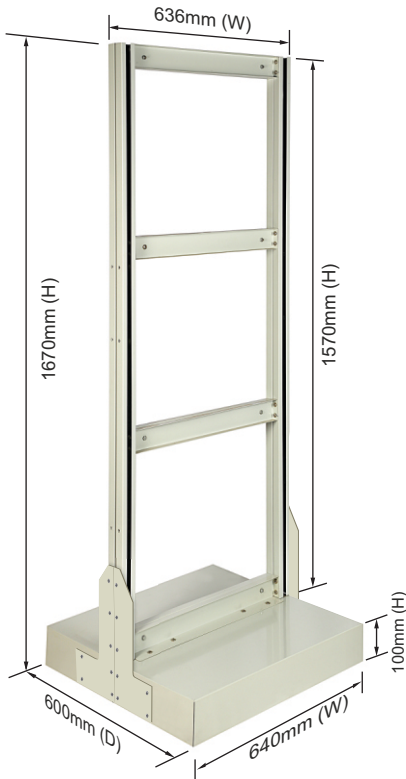
Consists of :

- 1 Set of Double Sided Stand Size : 640mm(W) x 1670mm(H) x 600mm(D)
- 12 Nos of RTB 2 Bins
- 30 Nos of RTB 4 Bins
- 12 Sets of RTB FP (Fixing Plate)



Standard Roo Tilt Bin Unit - Double Sided

Size : 640mm (W) x 1670mm (H) x 600mm (D)



Double Sided Stand for Roo Tilt Bins
Size :
640mm(W) x 1670mm(H) x 600mm(D)
Consists of :

- 6 Nos of RTB HA 546 (Horizontal Arm)
- 2 Nos of RTB HA BT 546 (Horizontal Arm - Bottom)
- 2 Sets (4 Nos) of RTB VF 1570 (Vertical Frame including 16 Bolts of Size M6 x 16 each)
- 2 Nos of RTB BS 640 (Base Stand including 4 Bolts of size M6 x 16 each)
- 2 Sets (4 Nos) of RTB BSP (Base Side Plate including 14 Bolts of size M6 x 16 each)
- Made from CRCA Steel duly powder coated in Light Grey RAL 7035 colour
- Thickness:
RTB HA 546 : 1mm
RTB VF 1570 : 1mm
RTB HA BT 546 : 1.5mm
RTB BSP : 1.5mm
RTB BS 640 : 1mm
- 2 Sets (4 Nos) of RTB VFC (Vertical Frame Cap)
Made from Polypropylene in Light Grey RAL 7035 Colour

All dimensions in mm approx.



RTBDS-53

RTBDS-53 Double Sided Unit

Consists of :


- 1 Set of Double Sided Stand Size : 640mm(W) x 1670mm(H) x 600mm(D)
- 54 Nos of RTB 1 Bins
- 36 Nos of RTB 2 Bins
- 24 Nos of RTB 3 Bins
- 6 Nos of RTB 4 Bins
- 6 Nos of RTB SPR (Spacer)
- 20 Sets of RTB FP (Fixing Plate)

RTBDS-54

RTBDS-54 Double Sided Unit

Consists of :

- 1 Set of Double Sided Stand Size : 640mm(W) x 1670mm(H) x 600mm(D)
- 36 Nos of RTB 1 Bins
- 36 Nos of RTB 2 Bins
- 16 Nos of RTB 3 Bins
- 12 Nos of RTB 4 Bins
- 4 Nos of RTB SPR (Spacer)
- 18 Sets of RTB FP (Fixing Plate)



RTBDS-55

RTBDS-55 Double Sided Unit

Consists of :


- 1 Set of Double Sided Stand Size : 640mm(W) x 1670mm(H) x 600mm(D)
- 18 Nos of RTB 1 Bins
- 36 Nos of RTB 2 Bins
- 8 Nos of RTB 3 Bins
- 18 Nos of RTB 4 Bins
- 2 Nos of RTB SPR (Spacer)
- 16 Sets of RTB FP (Fixing Plate)

RTBDS-56

RTBDS-56 Double Sided Unit

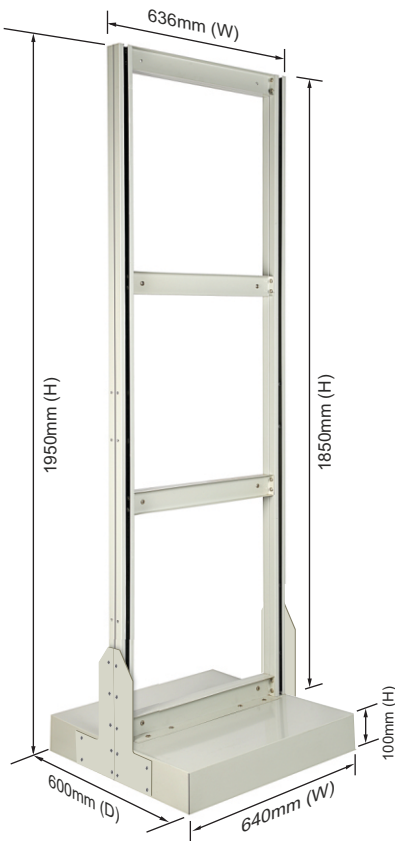
Consists of :

- 1 Set of Double Sided Stand Size : 640mm(W) x 1670mm(H) x 600mm(D)
- 72 Nos of RTB 1 Bins
- 12 Nos of RTB 2 Bins
- 32 Nos of RTB 3 Bins
- 6 Nos of RTB 4 Bins
- 8 Nos of RTB SPR (Spacer)
- 20 Sets of RTB FP (Fixing Plate)



Standard Roo Tilt Bin Unit - Double Sided

Size : 640mm (W) x 1950mm (H) x 600mm (D)



Double Sided Stand for Roo Tilt Bins

Size : 640mm(W) x 1950mm(H) x 600mm(D)

Consists of :

- 6 Nos of RTB HA 546 (Horizontal Arm)
- 2 Nos of RTB HA BT 546 (Horizontal Arm - Bottom)
- 2 Sets (4 Nos) of RTB VF 1850 (Vertical Frame including 16 Bolts of Size M6 x 16 each)
- 2 Nos of RTB BS 640 (Base Stand including 4 Bolts of size M6 x 16 each)
- 2 Sets (4 Nos) of RTB BSP (Base Side Plate including 14 Bolts of size M6 x 16 each)
- Made from CRCA Steel duly powder coated in Light Grey RAL 7035 colour
- Thickness:
 - RTB HA 546 : 1mm
 - RTB VF 1850 : 1mm
 - RTB HA BT 546 : 1.5mm
 - RTB BSP : 1.5mm
 - RTB BS 640 : 1mm
- 2 Sets (4 Nos) of RTB VFC (Vertical Frame Cap)

Made from Polypropylene in Light Grey RAL 7035 Colour

All dimensions in mm approx.



RTBDS-57


RTBDS-57 Double Sided Unit

- Consists of :
- 1 Set of Double Sided Stand Size : 640mm(W) x 1950mm(H) x 600mm(D)
 - 360 Nos of RTB 1 Bins
 - 40 Sets of RTB FP (Fixing Plate)

RTBDS-58

RTBDS-58 Double Sided Unit

- Consists of :
- 1 Set of Double Sided Stand Size : 640mm(W) x 1950mm(H) x 600mm(D)
 - 156 Nos of RTB 2 Bins
 - 26 Sets of RTB FP (Fixing Plate)



RTBDS-59

RTBDS-59 Double Sided Unit

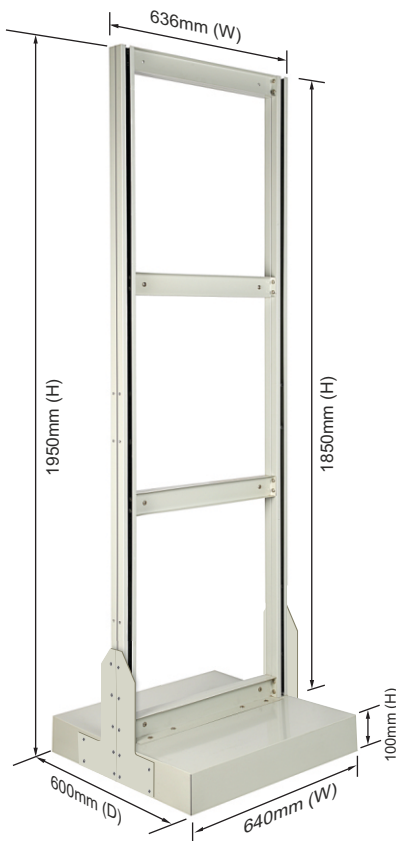
- Consists of :
- 1 Set of Double Sided Stand Size : 640mm(W) x 1950mm(H) x 600mm(D)
 - 18 Nos of RTB 1 Bins
 - 72 Nos of RTB 3 Bins
 - 18 Nos of RTB SPR (Spacer)
 - 20 Sets of RTB FP (Fixing Plate)

RTBDS-60

RTBDS-60 Double Sided Unit

- Consists of :
- 1 Set of Double Sided Stand Size : 640mm(W) x 1950mm(H) x 600mm(D)
 - 12 Nos of RTB 2 Bins
 - 36 Nos of RTB 4 Bins
 - 14 Sets of RTB FP (Fixing Plate)





Double Sided Stand for Roo Tilt Bins Size : 640mm(W) x 1950mm(H) x 600mm(D) Consists of :

- 6 Nos of RTB HA 546 (Horizontal Arm)
- 2 Nos of RTB HA BT 546 (Horizontal Arm - Bottom)
- 2 Sets (4 Nos) of RTB VF 1850 (Vertical Frame including 16 Bolts of Size M6 x 16 each))
- 2 Nos of RTB BS 640 (Base Stand including 4 Bolts of size M6 x 16 each)
- 2 Sets (4 Nos) of RTB BSP (Base Side Plate including 14 Bolts of size M6 x 16 each)
- Made from CRCA Steel duly powder coated in Light Grey RAL 7035 colour
- Thickness:
RTB HA 546 : 1mm
RTB VF 1850 : 1mm
RTB HA BT 546 : 1.5mm
RTB BSP : 1.5mm
RTB BS 640 : 1mm
- 2 Sets (4 Nos) of RTB VFC (Vertical Frame Cap)
Made from Polypropylene in Light Grey RAL 7035 Colour

All dimensions in mm approx.

Standard Roo Tilt Bin Unit - Double Sided Size : 640mm (W) x 1950mm (H) x 600mm (D)

RTBDS-61

RTBDS-61 Double Sided Unit Consists of :

- 1 Set of Double Sided Stand Size : 640mm(W) x 1950mm(H) x 600mm(D)
- 54 Nos of RTB 1 Bins
- 36 Nos of RTB 2 Bins
- 24 Nos of RTB 3 Bins
- 12 Nos of RTB 4 Bins
- 6 Nos of RTB SPR (Spacer)
- 22 Sets of RTB FP (Fixing Plate)

RTBDS-62

RTBDS-62 Double Sided Unit Consists of :

- 1 Set of Double Sided Stand Size : 640mm(W) x 1950mm(H) x 600mm(D)
- 18 Nos of RTB 1 Bins
- 36 Nos of RTB 2 Bins
- 8 Nos of RTB 3 Bins
- 24 Nos of RTB 4 Bins
- 2 Nos of RTB SPR (Spacer)
- 18 Sets of RTB FP (Fixing Plate)



RTBDS-63

RTBDS-63 Double Sided Unit Consists of :

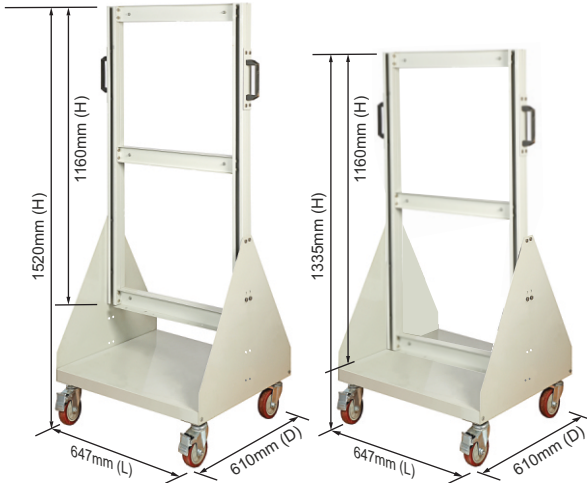
- 1 Set of Double Sided Stand Size : 640mm(W) x 1950mm(H) x 600mm(D)
- 72 Nos of RTB 2 Bins
- 40 Nos of RTB 3 Bins
- 10 Nos of RTB SPR (Spacer)
- 22 Sets of RTB FP (Fixing Plate)

RTBDS-64

RTBDS-64 Double Sided Unit Consists of :

- 1 Set of Double Sided Stand Size : 640mm(W) x 1950mm(H) x 600mm(D)
- 108 Nos of RTB 1 Bins
- 108 Nos of RTB 2 Bins
- 30 Sets of RTB FP (Fixing Plate)





Trolley Height can be adjusted from 1335mm to 1520mm as shown above.

DOUBLE SIDED TROLLEY FOR ROO TILT BINS

Size : 647mm(W) x 1520mm(H) x 610mm(D)
Consists of :

- 4 Nos of RTB HA 546 (Horizontal Arm)
- 2 Nos of RTB HA BT 546 (Horizontal Arm - Bottom)
- 2 Sets (4 Nos) of RTB VF 1160 (Vertical Frame including 12 Bolts of size M6 x 16 each)
- 1 No of RTB TBT (Trolley Base Top)
- 1 Set (2 Nos) of RTB HBM (Handle with Base Mount with 4 Bolts of size M6 x 16 each)
- 1 No of RTB TB (Trolley Base with 8 Bolts of size M6 x 16 each)
- Made from CRCA Steel duly powder coated in Light Grey RAL 7035 colour
- Thickness:
 RTB HA 546 : 1mm
 RTB VF 1160 : 1mm
 RTB HA BT 546 : 1.5mm
 RTB TBT : 1mm
 RTB TB : 1mm
- 2 Nos. of RMC0083 (100mm PU Wheel Castors with Brake)
 2 Nos. of RMC0084 (100mm PU Wheel Castors without Brake)
 Made from Polyurethane
- 2 Sets (4 Nos) of RTB VFC (Vertical Frame Cap)
 Made from Polypropylene in Light Grey RAL 7035 Colour

All dimensions in mm approx.

Standard Roo Tilt Bin - Double Sided Trolley Unit Size : 647mm (W) x 1520mm (H) x 610mm (D)

RTBDST-1



RTBDST-1 Double Sided Trolley Consists of :

- 1 Set of Double Sided Trolley Size : 647mm(W) x 1520mm(H) x 610mm(D)
- 48 Nos of RTB 2 Bins
- 24 Nos of RTB 3 Bins
- 6 Nos of RTB SPR (Spacer)
- 14 Sets of RTB FP (Fixing Plate)

RTBDST-2



RTBDST-2 Double Sided Trolley Consists of :

- 1 Set of Double Sided Trolley Size : 647mm(W) x 1520mm(H) x 610mm(D)
- 18 Nos of RTB 1 Bins
- 24 Nos of RTB 2 Bins
- 8 Nos of RTB 3 Bins
- 12 Nos of RTB 4 Bins
- 2 Nos of RTB SPR (Spacer)
- 12 Sets of RTB FP (Fixing Plate)

RTBDST-3



RTBDST-3 Double Sided Trolley Consists of :

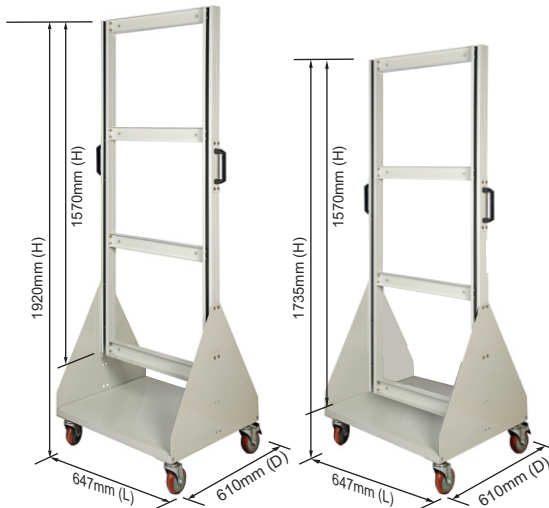
- 1 Set of Double Sided Trolley Size : 647mm(W) x 1520mm(H) x 610mm(D)
- 90 Nos of RTB 1 Bins
- 24 Nos of RTB 2 Bins
- 16 Nos of RTB 3 Bins
- 4 Nos of RTB SPR (Spacer)
- 18 Sets of RTB FP (Fixing Plate)

RTBDST-4



RTBDST-4 Double Sided Trolley Consists of :

- 1 Set of Double Sided Trolley Size : 647mm(W) x 1520mm(H) x 610mm(D)
- 36 Nos of RTB 1 Bins
- 24 Nos of RTB 2 Bins
- 16 Nos of RTB 3 Bins
- 6 Nos of RTB 4 Bins
- 4 Nos of RTB SPR (Spacer)
- 14 Sets of RTB FP (Fixing Plate)



Trolley Height can be adjusted from 1735mm to 1920mm as shown above.

DOUBLE SIDED TROLLEY FOR ROO TILT BINS

Size : 647mm(W) x 1920mm(H) x 610mm(D)
Consists of :

- 6 Nos of RTB HA 546 (Horizontal Arm)
- 2 Nos of RTB HA BT 546 (Horizontal Arm - Bottom)
- 2 Sets (4 Nos) of RTB VF 1570 (Vertical Frame including 12 Bolts of size M6 x 16 each)
- 1 No of RTB TBT (Trolley Base Top)
- 1 Set (2 Nos) of RTB HBM (Handle with Base Mount with 4 Bolts of size M6 x 16 each)
- 1 No of RTB TB (Trolley Base with 8 Bolts of size M6 x 16 each)
- Made from CRCA Steel duly powder coated in Light Grey RAL 7035 colour
- Thickness:
 - RTB HA 546 : 1mm
 - RTB VF 1570 : 1mm
 - RTB HA BT 546 : 1.5mm
 - RTB TBT : 1mm
 - RTB TB : 1mm
- 2 Nos. of RMC0083 (100mm PU Wheel Castors with Brake)
- 2 Nos. of RMC0084 (100mm PU Wheel Castors without Brake)
- Made from Polyurethane
- 2 Sets (4 Nos) of RTB VFC (Vertical Frame Cap)
- Made from Polypropylene in Light Grey RAL 7035 Colour

All dimensions in mm approx.

Standard Roo Tilt Bin - Double Sided Trolley Unit Size : 647mm (W) x 1920mm (H) x 610mm (D)

RTBDST-5



RTBDST-5 Double Sided Trolley Consists of :

- 1 Set of Double Sided Trolley Size : 647mm(W) x 1920mm(H) x 610mm(D)
- 54 Nos of RTB 1 Bins
- 36 Nos of RTB 2 Bins
- 24 Nos of RTB 3 Bins
- 6 Nos of RTB 4 Bins
- 6 Nos of RTB SPR (Spacer)
- 20 Sets of RTB FP (Fixing Plate)

RTBDST-6



RTBDST-6 Double Sided Trolley Consists of :

- 1 Set of Double Sided Trolley Size : 647mm(W) x 1920mm(H) x 610mm(D)
- 36 Nos of RTB 1 Bins
- 36 Nos of RTB 2 Bins
- 16 Nos of RTB 3 Bins
- 12 Nos of RTB 4 Bins
- 4 Nos of RTB SPR (Spacer)
- 18 Sets of RTB FP (Fixing Plate)

RTBDST-7



RTBDST-7 Double Sided Trolley Consists of :

- 1 Set of Double Sided Trolley Size : 647mm(W) x 1920mm(H) x 610mm(D)
- 18 Nos of RTB 1 Bins
- 36 Nos of RTB 2 Bins
- 8 Nos of RTB 3 Bins
- 18 Nos of RTB 4 Bins
- 2 Nos of RTB SPR (Spacer)
- 16 Sets of RTB FP (Fixing Plate)


RTBDST-8



RTBDST-8 Double Sided Trolley Consists of :

- 1 Set of Double Sided Trolley Size : 647mm(W) x 1920mm(H) x 610mm(D)
- 72 Nos of RTB 1 Bins
- 12 Nos of RTB 2 Bins
- 32 Nos of RTB 3 Bins
- 6 Nos of RTB 4 Bins
- 8 Nos of RTB SPR (Spacer)
- 20 Sets of RTB FP (Fixing Plate)

Full Unit size : 950mm (W) x 1760mm (H) x 650mm (D)



2 LED lights provided on the left & right frame.



Sliding door fitting in top sliding channel.



M12 Levelling base



Sliding door fitting

This unit provides an efficient and versatile storage solution in a limited space. This unit features four Individual panels fitted with Roo Tilt Bins as per your product storage needs.

Two panels are fixed in the back side of the unit & the other two panels are placed in front of each other in two distinct top sliding channels and slide from left to right allowing access to all the Roo Tilt Bins in the 4 panels in a limited space area.

The unit is enclosed with panels on three sides giving access to the contents only from the front side. The unit is made from a combination of CRCA steel and ERW formed pipe structure duly powder coated in Light Grey RAL 7035 colour. This unit is designed to be easily used under the prescribed loads, the 2 sliding panels are mounted on top channels with sliding door fitting to give easy sliding movement under prescribed load condition.

The sliding unit is guided on the bottom by a 'L' support rail with roller bearings to give easy sliding movement under prescribed load conditions.



Roo Tilt Bin Sliding Unit : RTB SU 950

Full Unit size : 950mm (W) x 1760mm (H) x 650mm (D) without Roo Tilt Bins

RTB SUB 950K (RTB Sliding Unit Body kit) consist of :

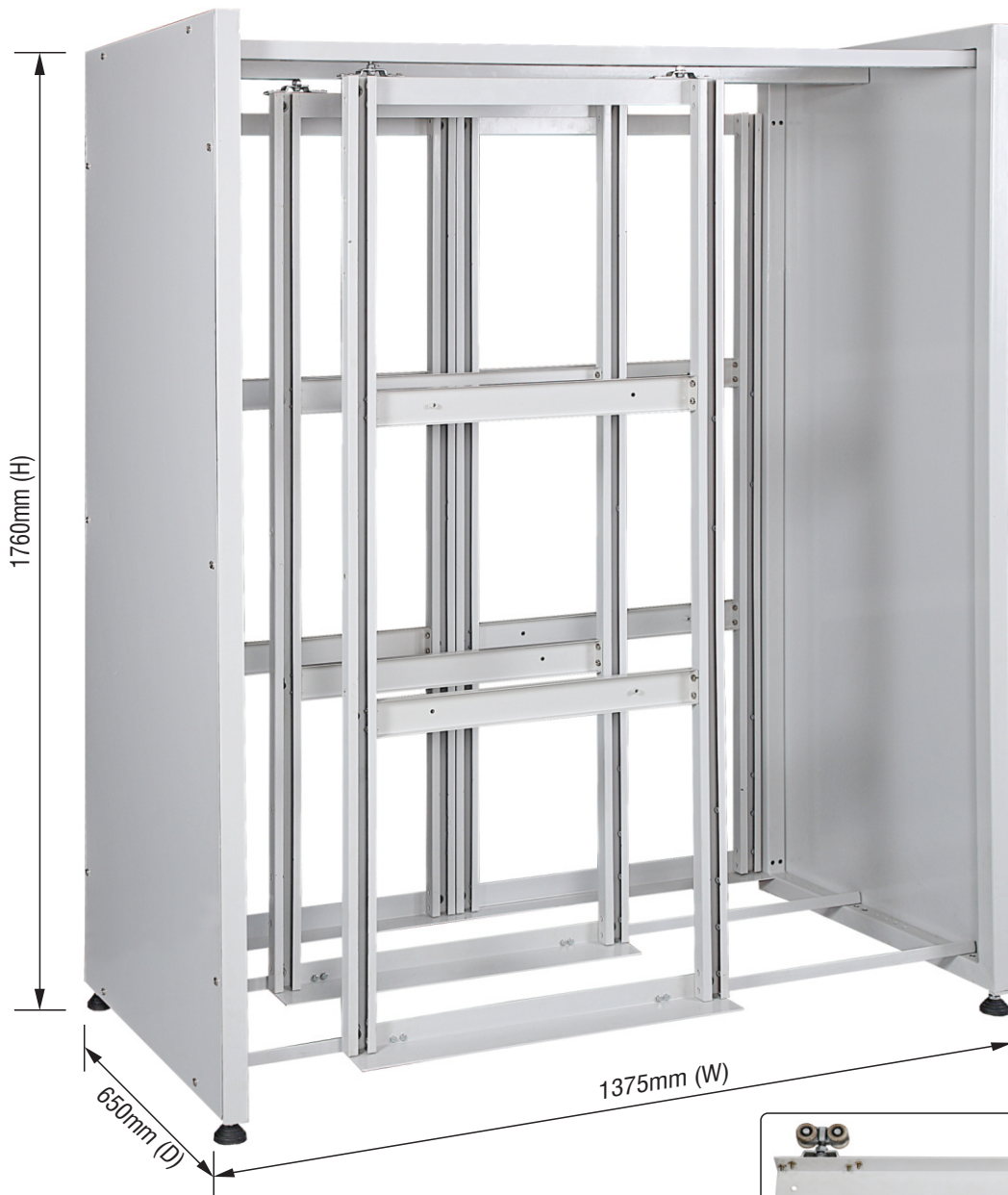
- Left frame : 1 No (size : 1720mm H x 650mm W)
- Right frame : 1 No. (size : 1720mm H x 650mm W)
- Top sliding channel : 2 Nos. (size : 30mm x 30mm x 2.5mm x 940mm L)
- Bottom L support rail : 2 Nos (size : 25mm x 25mm x 2.5mm x 940mm L)
- Fixed Unit back support set : 1 set
('C' channel - 940mm L x 40mm x 15mm x 15mm x 1.5mm T)
('L' channel - 940mm L x 48mm x 65mm x 2mm T)
- Sliding Door fitting (SDF 125 sm x 425) : 2 sets
- RTB sliding unit body Top cover 950 : 1 No.
- RTB sliding unit bearing roller : 4 Nos.
- LED light : 2 Nos.
- M12 Levelling base : 4 Nos.
- 2 mtr cable : 1 No.

Ordered as per your requirements.

Roo Tilt Bin Sliding Unit (RTBSU) consist of :

- RTB SUB 950 K : 1 set
 - RTB VF 1570 : 4 sets
 - RTB HA 335 : 8 nos
 - RTB SUHABT 425 : 2 nos
(RTB sliding unit horizontal arm bottom)
(80mm x 40mm x 1.5mm x 425mm)
 - RTB SUHATP 425 : 2 nos
(RTB sliding unit horizontal arm Top)
(45mm x 32mm x 1.5mm x 425mm)
 - RTB VFC : 4 sets
 - Roo Tilt Bins
 - Fixing Plates
- Order as per your requirements.
- Permissible UDL on each sliding unit - 30 kgs
Permissible UDL on fixed unit - 45 kgs
Permissible UDL on full unit - 150 kgs

Full Unit size : 1375mm (W) x 1760mm (H) x 650mm (D)



2 LED lights provided on the left & right frame.



Sliding door fitting in top sliding channel.



M12 Levelling base



Sliding door fitting

This unit provides an efficient and versatile storage solution in a limited space. This unit features four Individual panels fitted with Roo Tilt Bins as per your product storage needs.

Two panels are fixed in the back side of the unit & the other two panels are placed in front of each other in two distinct top sliding channels and slide from left to right allowing access to all the Roo Tilt Bins in the 4 panels in a limited space area.

The unit is enclosed with panels on three sides giving access to the contents only from the front side. The unit is made from a combination of CRCA steel and ERW formed pipe structure duly powder coated in Light Grey RAL 7035 colour. This unit is designed to be easily used under the prescribed loads, the 2 sliding panels are mounted on top channels with sliding door fitting to give easy sliding movement under prescribed load condition.

The sliding unit is guided on the bottom by a 'L' support rail with roller bearings to give easy sliding movement under prescribed load conditions.



Roo Tilt Bin Sliding Unit : RTB SU 1375


Full Unit size : 1375mm (W) x 1760mm (H) x 650mm (D) without Roo Tilt Bins

RTB SUB 1375 K (RTB Sliding Unit Body kit) consist of :

- Left frame : 1 No (size : 1720mm H x 650mm W)
- Right frame : 1 No. (size : 1720mm H x 650mm W)
- Top sliding channel : 2 Nos. (size : 30mm x 30mm x 2.5mm x 1365mm L)
- Bottom L support rail : 2 Nos (size : 25mm x 25mm x 2.5mm x 1365mm L)
- Fixed Unit back support set : 1 set
('C' channel - 1365mm L x 40mm x 15mm x 15mm x 1.5mm T)
('L' channel - 1365mm L x 48mm x 65mm x 2mm T)
- Sliding Door fitting (SDF 125 sm x 636) : 2 sets
- RTB sliding unit body Top cover 1375 : 1 No.
- RTB sliding unit bearing roller : 4 Nos.
- LED light : 2 Nos.
- M12 Levelling base : 4 Nos.
- 2 mtr cable : 1 No.

Roo Tilt Bin Sliding Unit (RTBSU) consist of :

- **RTB SUB 1375 K : 1 set**
- **RTB VF 1570 : 4 sets**
- **RTB HA 546 : 8 nos**
- **RTB SUHABT 636 : 2 nos**
(RTB sliding unit horizontal arm bottom)
(80mm x 40mm x 1.5mm x 636mm)
- **RTB SUHATP 636 : 2 nos**
(RTB sliding unit horizontal arm Top)
(45mm x 32mm x 1.5mm x 636mm)
- **RTB VFC : 4 sets**
- **Roo Tilt Bins**
- **Fixing Plates** — Order as per your requirements.
- **Spacer** to be ordered alongwith RTB 3
Permissible UDL on each sliding unit - 50 kgs
Permissible UDL on fixed unit - 75 kgs
Permissible UDL on full unit - 250 kgs


Rotary Stand Components


Swivel Base Bottom


 Swivel Base fitted with
frame mount


Top view of assembly


 Rotary stand Top & Bottom
cover

Roo Tilt Bin Rotary Stand 425 Unit (RTBRS 425)

Unit size without Roo Tilt Bins : 470mm (W) x 1680mm (H) x 520mm (D)

RTB RS 425 BU kit consists of :

- RTB 425mm Rotary turntable base : 1 set
(size: 470mm W x 520mm D x 110mm H)
- RTB 425mm Rotary stand top & bottom cover : 2 Nos
(size: 375mm W x 425mm D x 40mm H)


Roo Tilt Bin Rotary Stand 425 Unit (RTBRS 425) consists of :

- RTB RS 425 BU : 1 set
 - RTB VF 1570 : 4 sets
 - RTB HA 335 : 12 nos
 - RTB HA BT 335 : 4 nos
 - RTB VFC : 4 sets
 - Roo Tilt Bins
 - Fixing Plates
- Order as per your requirements.


Permissible UDL on Rotary unit - 100 kgs



Rotary Stand Components



Swivel Base Bottom



Swivel Base fitted with frame mount



Rotary stand Top & Bottom cover

Roo Tilt Bin Rotary Stand 636 Unit (RTBRS 636)

Unit size without Roo Tilt Bins : 730mm (D) x 1680mm (H) x 680mm (W)

RTB RS 636 BU kit consist of :

- RTB 636mm Rotary turntable base : 1 set
(size: 730mm D x 680mm W x 110mm H)
- RTB 636mm Rotary stand top & bottom cover : 2 Nos
(size: 635mm W x 580mm D x 40mm H)

Roo Tilt Bin Rotary Stand 636 Unit (RTBRS 636) consists of :

- RTB RS 636 BU : 1 set
 - RTB VF 1570 : 4 sets
 - RTB HA 546 : 12 nos
 - RTB HA BT 546 : 4 nos
 - RTB VFC : 4 sets
 - Roo Tilt Bins
 - Fixing Plates
 - Spacer to be ordered alongwith RTB 3
- Order as per your requirements.
- Permissible UDL on Rotary unit - 150 kgs

Sr. No.	ROO TILT BIN UNIT No.	RTB HA 335 Nos	RTB HA BT 335 Nos	RTB HA 546 Nos	RTB HA BT 546 Nos	RTB VF 865 SET	RTB VF 1160 SET	RTB VF 1570 SET	RTB VF 1850 SET	RTB VFC SET	RTB 1 Nos	RTB 2 Nos	RTB 3 Nos	RTB 4 Nos	RTB SPR Nos	RTB FIXING PLATE With M6 x 16 Bolt SET
01	RTBW-1	2	1	-	-	1	-	-	-	1	54	-	-	-	-	9
02	RTBW-2	2	1	-	-	1	-	-	-	1	-	24	-	-	-	6
03	RTBW-3	2	1	-	-	1	-	-	-	1	6	-	12	-	-	5
04	RTBW-4	2	1	-	-	1	-	-	-	1	-	-	-	6	-	3
05	RTBW-5	2	1	-	-	1	-	-	-	1	12	8	6	-	-	6
06	RTBW-6	2	1	-	-	1	-	-	-	1	6	8	3	2	-	5
07	RTBW-7	2	1	-	-	1	-	-	-	1	-	8	-	4	-	4
08	RTBW-8	2	1	-	-	1	-	-	-	1	18	-	9	-	-	6
09	RTBW-9	2	1	-	-	-	1	-	-	1	72	-	-	-	-	12
10	RTBW-10	2	1	-	-	-	1	-	-	1	-	32	-	-	-	8
11	RTBW-11	2	1	-	-	-	1	-	-	1	-	-	18	-	-	6
12	RTBW-12	2	1	-	-	-	1	-	-	1	-	-	-	8	-	8
13	RTBW-13	2	1	-	-	-	1	-	-	1	12	8	6	2	-	7
14	RTBW-14	2	1	-	-	-	1	-	-	1	6	8	3	4	-	6
15	RTBW-15	2	1	-	-	-	1	-	-	1	-	16	9	-	-	7
16	RTBW-16	2	1	-	-	-	1	-	-	1	30	8	6	-	-	9
17	RTBW-17	3	1	-	-	-	-	1	-	1	102	-	-	-	-	17
18	RTBW-18	3	1	-	-	-	-	1	-	1	-	44	-	-	-	11
19	RTBW-19	3	1	-	-	-	-	1	-	1	-	-	24	-	-	8
20	RTBW-20	3	1	-	-	-	-	1	-	1	-	4	-	10	-	6
21	RTBW-21	3	1	-	-	-	-	1	-	1	18	12	9	2	-	10
22	RTBW-22	3	1	-	-	-	-	1	-	1	12	12	6	4	-	9
23	RTBW-23	3	1	-	-	-	-	1	-	1	6	12	3	6	-	8
24	RTBW-24	3	1	-	-	-	-	1	-	1	24	4	12	2	-	10
25	RTBW-25	3	1	-	-	-	-	-	1	1	120	-	-	-	-	20
26	RTBW-26	3	1	-	-	-	-	-	1	1	-	52	-	-	-	13
27	RTBW-27	3	1	-	-	-	-	-	1	1	6	-	27	-	-	10
28	RTBW-28	3	1	-	-	-	-	-	1	1	-	4	-	12	-	7
29	RTBW-29	3	1	-	-	-	-	-	1	1	18	12	9	4	-	11
30	RTBW-30	3	1	-	-	-	-	-	1	1	6	12	3	8	-	9
31	RTBW-31	3	1	-	-	-	-	-	1	1	36	36	-	-	-	15
32	RTBW-32	3	1	-	-	-	-	-	1	1	-	24	15	-	-	11
33	RTBW-33	-	-	2	1	1	-	-	-	1	81	-	-	-	-	9
34	RTBW-34	-	-	2	1	1	-	-	-	1	-	36	-	-	-	6
35	RTBW-35	-	-	2	1	1	-	-	-	1	9	-	16	-	4	5
36	RTBW-36	-	-	2	1	1	-	-	-	1	-	-	-	9	-	3
37	RTBW-37	-	-	2	1	1	-	-	-	1	18	12	8	-	2	6
38	RTBW-38	-	-	2	1	1	-	-	-	1	9	12	4	3	1	5
39	RTBW-39	-	-	2	1	1	-	-	-	1	-	12	-	6	-	4
40	RTBW-40	-	-	2	1	1	-	-	-	1	27	-	12	-	3	6
41	RTBW-41	-	-	2	1	-	1	-	-	1	108	-	-	-	-	12
42	RTBW-42	-	-	2	1	-	1	-	-	1	-	48	-	-	-	8
43	RTBW-43	-	-	2	1	-	1	-	-	1	-	-	24	-	6	6
44	RTBW-44	-	-	2	1	-	1	-	-	1	-	-	-	12	-	4
45	RTBW-45	-	-	2	1	-	1	-	-	1	18	12	8	3	2	7
46	RTBW-46	-	-	2	1	-	1	-	-	1	9	12	4	6	1	6
47	RTBW-47	-	-	2	1	-	1	-	-	1	-	24	12	-	3	7
48	RTBW-48	-	-	2	1	-	1	-	-	1	-	30	8	-	2	7
49	RTBW-49	-	-	3	1	-	-	1	-	1	153	-	-	-	-	17
50	RTBW-50	-	-	3	1	-	-	1	-	1	-	66	-	-	-	11
51	RTBW-51	-	-	3	1	-	-	1	-	1	-	-	32	-	8	8
52	RTBW-52	-	-	3	1	-	-	1	-	1	-	6	-	15	-	6
53	RTBW-53	-	-	3	1	-	-	1	-	1	27	18	12	3	3	10
54	RTBW-54	-	-	3	1	-	-	1	-	1	18	18	8	6	2	9
55	RTBW-55	-	-	3	1	-	-	1	-	1	9	18	4	9	1	8
56	RTBW-56	-	-	3	1	-	-	1	-	1	36	6	16	3	4	10
57	RTBW-57	-	-	3	1	-	-	-	1	1	180	-	-	-	-	20
58	RTBW-58	-	-	3	1	-	-	-	1	1	-	78	-	-	-	13
59	RTBW-59	-	-	3	1	-	-	-	1	1	9	-	36	-	9	10
60	RTBW-60	-	-	3	1	-	-	-	1	1	-	6	-	18	-	7
61	RTBW-61	-	-	3	1	-	-	-	1	1	27	18	12	6	3	11
62	RTBW-62	-	-	3	1	-	-	-	1	1	9	18	4	12	1	9
63	RTBW-63	-	-	3	1	-	-	-	1	1	-	36	20	-	5	11
64	RTBW-64	-	-	3	1	-	-	-	1	1	54	54	-	-	-	15

ORDERING CHART - SINGLE SIDED UNIT

ALKON

Sr. No.	ROO TILT BIN UNIT No.	RTB HA 335 Nos	RTB HA BT 335 Nos	RTB HA 546 Nos	RTB HA BT 546 Nos	RTB VF 865 SET	RTB VF 1160 SET	RTB VF 1570 SET	RTB VF 1850 SET	RTB BS 425 Nos	RTB BS 640 Nos	RTB BSP SET	RTB VFC SET	RTB 1 Nos	RTB 2 Nos	RTB 3 Nos	RTB 4 Nos	RTB SPR Nos	RTB FIXING PLATE With M6 x 16 Bolt SET
01	RTBSS-1	2	1	-	-	1	-	-	-	1	-	1	1	54	-	-	-	-	9
02	RTBSS-2	2	1	-	-	1	-	-	-	1	-	1	1	-	24	-	-	-	6
03	RTBSS-3	2	1	-	-	1	-	-	-	1	-	1	1	6	-	12	-	-	5
04	RTBSS-4	2	1	-	-	1	-	-	-	1	-	1	1	-	-	-	6	-	3
05	RTBSS-5	2	1	-	-	1	-	-	-	1	-	1	1	12	8	6	-	-	6
06	RTBSS-6	2	1	-	-	1	-	-	-	1	-	1	1	6	8	3	2	-	5
07	RTBSS-7	2	1	-	-	1	-	-	-	1	-	1	1	-	8	-	4	-	4
08	RTBSS-8	2	1	-	-	1	-	-	-	1	-	1	1	18	-	9	-	-	6
09	RTBSS-9	2	1	-	-	-	1	-	-	1	-	1	1	72	-	-	-	-	12
10	RTBSS-10	2	1	-	-	-	1	-	-	1	-	1	1	-	32	-	-	-	8
11	RTBSS-11	2	1	-	-	-	1	-	-	1	-	1	1	-	-	18	-	-	6
12	RTBSS-12	2	1	-	-	-	1	-	-	1	-	1	1	-	-	-	8	-	4
13	RTBSS-13	2	1	-	-	-	1	-	-	1	-	1	1	12	8	6	2	-	7
14	RTBSS-14	2	1	-	-	-	1	-	-	1	-	1	1	6	8	3	4	-	6
15	RTBSS-15	2	1	-	-	-	1	-	-	1	-	1	1	-	16	9	-	-	7
16	RTBSS-16	2	1	-	-	-	1	-	-	1	-	1	1	30	8	6	-	-	9
17	RTBSS-17	3	1	-	-	-	-	1	-	1	-	1	1	102	-	-	-	-	17
18	RTBSS-18	3	1	-	-	-	-	1	-	1	-	1	1	-	44	-	-	-	11
19	RTBSS-19	3	1	-	-	-	-	1	-	1	-	1	1	-	-	24	-	-	8
20	RTBSS-20	3	1	-	-	-	-	1	-	1	-	1	1	-	4	-	10	-	6
21	RTBSS-21	3	1	-	-	-	-	1	-	1	-	1	1	18	12	9	2	-	10
22	RTBSS-22	3	1	-	-	-	-	1	-	1	-	1	1	12	12	6	4	-	9
23	RTBSS-23	3	1	-	-	-	-	1	-	1	-	1	1	6	12	3	6	-	8
24	RTBSS-24	3	1	-	-	-	-	1	-	1	-	1	1	24	4	12	2	-	10
25	RTBSS-25	3	1	-	-	-	-	-	1	1	-	1	1	120	-	-	-	-	20
26	RTBSS-26	3	1	-	-	-	-	-	1	1	-	1	1	-	52	-	-	-	13
27	RTBSS-27	3	1	-	-	-	-	-	1	1	-	1	1	6	-	27	-	-	10
28	RTBSS-28	3	1	-	-	-	-	-	1	1	-	1	1	-	4	-	12	-	7
29	RTBSS-29	3	1	-	-	-	-	-	1	1	-	1	1	18	12	9	4	-	11
30	RTBSS-30	3	1	-	-	-	-	-	1	1	-	1	1	6	12	3	8	-	9
31	RTBSS-31	3	1	-	-	-	-	-	1	1	-	1	1	-	24	15	-	-	11
32	RTBSS-32	3	1	-	-	-	-	-	1	1	-	1	1	36	36	-	-	-	15
33	RTBSS-33	-	-	2	1	1	-	-	-	-	1	1	1	81	-	-	-	-	9
34	RTBSS-34	-	-	2	1	1	-	-	-	-	1	1	1	-	36	-	-	-	6
35	RTBSS-35	-	-	2	1	1	-	-	-	-	1	1	1	9	-	16	-	4	5
36	RTBSS-36	-	-	2	1	1	-	-	-	-	1	1	1	-	-	-	9	-	3
37	RTBSS-37	-	-	2	1	1	-	-	-	-	1	1	1	18	12	8	-	2	6
38	RTBSS-38	-	-	2	1	1	-	-	-	-	1	1	1	9	12	4	3	1	5
39	RTBSS-39	-	-	2	1	1	-	-	-	-	1	1	1	-	12	-	6	-	4
40	RTBSS-40	-	-	2	1	1	-	-	-	-	1	1	1	27	-	12	-	3	6
41	RTBSS-41	-	-	2	1	-	1	-	-	-	1	1	1	108	-	-	-	-	12
42	RTBSS-42	-	-	2	1	-	1	-	-	-	1	1	1	-	48	-	-	-	8
43	RTBSS-43	-	-	2	1	-	1	-	-	-	1	1	1	-	-	24	-	6	6
44	RTBSS-44	-	-	2	1	-	1	-	-	-	1	1	1	-	-	-	12	-	4
45	RTBSS-45	-	-	2	1	-	1	-	-	-	1	1	1	18	12	8	3	2	7
46	RTBSS-46	-	-	2	1	-	1	-	-	-	1	1	1	9	12	4	6	1	6
47	RTBSS-47	-	-	2	1	-	1	-	-	-	1	1	1	-	24	12	-	3	7
48	RTBSS-48	-	-	2	1	-	1	-	-	-	1	1	1	-	30	8	-	2	7
49	RTBSS-49	-	-	3	1	-	-	1	-	-	1	1	1	153	-	-	-	-	17
50	RTBSS-50	-	-	3	1	-	-	1	-	-	1	1	1	-	66	-	-	-	11
51	RTBSS-51	-	-	3	1	-	-	1	-	-	1	1	1	-	-	32	-	8	8
52	RTBSS-52	-	-	3	1	-	-	1	-	-	1	1	1	-	6	-	15	-	6
53	RTBSS-53	-	-	3	1	-	-	1	-	-	1	1	1	27	18	12	3	3	10
54	RTBSS-54	-	-	3	1	-	-	1	-	-	1	1	1	18	18	8	6	2	9
55	RTBSS-55	-	-	3	1	-	-	1	-	-	1	1	1	9	18	4	9	1	8
56	RTBSS-56	-	-	3	1	-	-	1	-	-	1	1	1	36	6	16	3	4	10
57	RTBSS-57	-	-	3	1	-	-	-	1	-	1	1	1	180	-	-	-	-	20
58	RTBSS-58	-	-	3	1	-	-	-	1	-	1	1	1	-	78	-	-	-	13
59	RTBSS-59	-	-	3	1	-	-	-	1	-	1	1	1	9	-	36	-	9	10
60	RTBSS-60	-	-	3	1	-	-	-	1	-	1	1	1	-	6	-	18	-	7
61	RTBSS-61	-	-	3	1	-	-	-	1	-	1	1	1	27	18	12	6	3	11
62	RTBSS-62	-	-	3	1	-	-	-	1	-	1	1	1	9	18	4	12	1	9
63	RTBSS-63	-	-	3	1	-	-	-	1	-	1	1	1	-	36	20	-	5	11
64	RTBSS-64	-	-	3	1	-	-	-	1	-	1	1	1	54	54	-	-	-	15

Sr. No.	ROO TILT BIN UNIT No.	RTB HA 335 Nos	RTB HA BT 335 Nos	RTB HA 546 Nos	RTB HA BT 546 Nos	RTB VF 865 SET	RTB VF 1160 SET	RTB VF 1570 SET	RTB VF 1850 SET	RTB BS 425 Nos	RTB BS 640 Nos	RTB BSP SET	RTB VFC SET	RTB 1 Nos	RTB 2 Nos	RTB 3 Nos	RTB 4 Nos	RTB SPR Nos	RTB FIXING PLATE With M6 x 16 Bolt SET
01	RTBDS-1	4	2	-	-	2	-	-	-	2	-	2	2	108	-	-	-	-	18
02	RTBDS-2	4	2	-	-	2	-	-	-	2	-	2	2	-	48	-	-	-	12
03	RTBDS-3	4	2	-	-	2	-	-	-	2	-	2	2	12	-	24	-	-	10
04	RTBDS-4	4	2	-	-	2	-	-	-	2	-	2	2	-	-	-	12	-	6
05	RTBDS-5	4	2	-	-	2	-	-	-	2	-	2	2	24	16	12	-	-	12
06	RTBDS-6	4	2	-	-	2	-	-	-	2	-	2	2	12	16	6	4	-	10
07	RTBDS-7	4	2	-	-	2	-	-	-	2	-	2	2	-	16	-	8	-	8
08	RTBDS-8	4	2	-	-	2	-	-	-	2	-	2	2	36	-	18	-	-	12
09	RTBDS-9	4	2	-	-	-	2	-	-	2	-	2	2	144	-	-	-	-	24
10	RTBDS-10	4	2	-	-	-	2	-	-	2	-	2	2	-	64	-	-	-	16
11	RTBDS-11	4	2	-	-	-	2	-	-	2	-	2	2	-	-	36	-	-	12
12	RTBDS-12	4	2	-	-	-	2	-	-	2	-	2	2	-	-	-	16	-	9
13	RTBDS-13	4	2	-	-	-	2	-	-	2	-	2	2	24	16	12	4	-	14
14	RTBDS-14	4	2	-	-	-	2	-	-	2	-	2	2	12	16	6	8	-	12
15	RTBDS-15	4	2	-	-	-	2	-	-	2	-	2	2	-	32	18	-	-	14
16	RTBDS-16	4	2	-	-	-	2	-	-	2	-	2	2	60	16	12	-	-	18
17	RTBDS-17	6	2	-	-	-	-	2	-	2	-	2	2	204	-	-	-	-	34
18	RTBDS-18	6	2	-	-	-	-	2	-	2	-	2	2	-	88	-	-	-	22
19	RTBDS-19	6	2	-	-	-	-	2	-	2	-	2	2	-	-	48	-	-	16
20	RTBDS-20	6	2	-	-	-	-	2	-	2	-	2	2	-	8	-	20	-	12
21	RTBDS-21	6	2	-	-	-	-	2	-	2	-	2	2	36	24	18	4	-	20
22	RTBDS-22	6	2	-	-	-	-	2	-	2	-	2	2	24	24	12	8	-	18
23	RTBDS-23	6	2	-	-	-	-	2	-	2	-	2	2	12	24	6	12	-	16
24	RTBDS-24	6	2	-	-	-	-	2	-	2	-	2	2	48	8	24	4	-	20
25	RTBDS-25	6	2	-	-	-	-	-	2	2	-	2	2	240	-	-	-	-	40
26	RTBDS-26	6	2	-	-	-	-	-	2	2	-	2	2	-	104	-	-	-	26
27	RTBDS-27	6	2	-	-	-	-	-	2	2	-	2	2	12	-	54	-	-	20
28	RTBDS-28	6	2	-	-	-	-	-	2	2	-	2	2	-	8	-	24	-	14
29	RTBDS-29	6	2	-	-	-	-	-	2	2	-	2	2	36	24	18	8	-	22
30	RTBDS-30	6	2	-	-	-	-	-	2	2	-	2	2	12	24	6	16	-	18
31	RTBDS-31	6	2	-	-	-	-	-	2	2	-	2	2	-	48	30	-	-	22
32	RTBDS-32	6	2	-	-	-	-	-	2	2	-	2	2	72	72	-	-	-	30
33	RTBDS-33	-	-	4	2	2	-	-	-	-	2	2	2	162	-	-	-	-	18
34	RTBDS-34	-	-	4	2	2	-	-	-	-	2	2	2	-	72	-	-	-	12
35	RTBDS-35	-	-	4	2	2	-	-	-	-	2	2	2	18	-	32	-	8	10
36	RTBDS-36	-	-	4	2	2	-	-	-	-	2	2	2	-	-	-	18	-	6
37	RTBDS-37	-	-	4	2	2	-	-	-	-	2	2	2	36	24	16	-	4	12
38	RTBDS-38	-	-	4	2	2	-	-	-	-	2	2	2	18	24	8	6	2	10
39	RTBDS-39	-	-	4	2	2	-	-	-	-	2	2	2	-	24	-	12	-	8
40	RTBDS-40	-	-	4	2	2	-	-	-	-	2	2	2	54	-	24	-	6	12
41	RTBDS-41	-	-	4	2	-	2	-	-	-	2	2	2	216	-	-	-	-	24
42	RTBDS-42	-	-	4	2	-	2	-	-	-	2	2	2	-	96	-	-	-	16
43	RTBDS-43	-	-	4	2	-	2	-	-	-	2	2	2	-	-	48	-	12	12
44	RTBDS-44	-	-	4	2	-	2	-	-	-	2	2	2	-	-	-	24	-	8
45	RTBDS-45	-	-	4	2	-	2	-	-	-	2	2	2	36	24	16	6	4	14
46	RTBDS-46	-	-	4	2	-	2	-	-	-	2	2	2	18	24	8	12	2	12
47	RTBDS-47	-	-	4	2	-	2	-	-	-	2	2	2	-	48	24	-	6	14
48	RTBDS-48	-	-	4	2	-	2	-	-	-	2	2	2	-	60	16	-	4	14
49	RTBDS-49	-	-	6	2	-	-	2	-	-	2	2	2	306	-	-	-	-	34
50	RTBDS-50	-	-	6	2	-	-	2	-	-	2	2	2	-	132	-	-	-	22
51	RTBDS-51	-	-	6	2	-	-	2	-	-	2	2	2	-	-	64	-	16	16
52	RTBDS-52	-	-	6	2	-	-	2	-	-	2	2	2	-	12	-	30	-	12
53	RTBDS-53	-	-	6	2	-	-	2	-	-	2	2	2	54	36	24	6	6	20
54	RTBDS-54	-	-	6	2	-	-	2	-	-	2	2	2	36	36	16	12	4	18
55	RTBDS-55	-	-	6	2	-	-	2	-	-	2	2	2	18	36	8	18	2	16
56	RTBDS-56	-	-	6	2	-	-	2	-	-	2	2	2	72	12	32	6	8	20
57	RTBDS-57	-	-	6	2	-	-	-	2	-	2	2	2	360	-	-	-	-	40
58	RTBDS-58	-	-	6	2	-	-	-	2	-	2	2	2	-	156	-	-	-	26
59	RTBDS-59	-	-	6	2	-	-	-	2	-	2	2	2	18	-	72	-	18	20
60	RTBDS-60	-	-	6	2	-	-	-	2	-	2	2	2	-	12	-	36	-	14
61	RTBDS-61	-	-	6	2	-	-	-	2	-	2	2	2	54	36	24	12	6	22
62	RTBDS-62	-	-	6	2	-	-	-	2	-	2	2	2	18	36	8	24	2	18
63	RTBDS-63	-	-	6	2	-	-	-	2	-	2	2	2	-	72	40	-	10	22
64	RTBDS-64	-	-	6	2	-	-	-	2	-	2	2	2	108	108	-	-	-	30

Sr. No.	ROO TILT BIN UNIT No.	RTB HA 546 Nos	RTB HA BT 546 Nos	RTB VF 1160 Set	RTB VF 1570 Set	RTB VFC Set	RTB TBT Nos	RTB HBM Set	RTB TB Nos	RMC0083 Nos	RMC0084 Nos	RTB 1 Nos	RTB 2 Nos	RTB 3 Nos	RTB 4 Nos	RTB SPR Nos	RTB FIXING PLATE with M6 x 16 Bolt SET
01	RTBDST-1	4	2	2	-	2	1	1	1	2	2	-	48	24	-	6	14
02	RTBDST-2	4	2	2	-	2	1	1	1	2	2	18	24	8	12	2	12
03	RTBDST-3	4	2	2	-	2	1	1	1	2	2	90	24	16	-	4	18
04	RTBDST-4	4	2	2	-	2	1	1	1	2	2	36	24	16	6	4	14
05	RTBDST-5	6	2	-	2	2	1	1	1	2	2	54	36	24	6	6	20
06	RTBDST-6	6	2	-	2	2	1	1	1	2	2	36	36	16	12	4	18
07	RTBDST-7	6	2	-	2	2	1	1	1	2	2	18	36	8	18	2	16
08	RTBDST-8	6	2	-	2	2	1	1	1	2	2	72	12	32	6	8	20

ORDERING CHART - SLIDING UNIT

Roo Tilt Bins and Fixing Plates to be ordered as per your requirements.

Sr. No.	ROO TILT BIN UNIT No.	RTB SUB 950 K Set	RTB SUB 1375 K Set	RTB VF 1570 Nos	RTB HA 335 Nos	RTB HA 546 Nos	RTB SU HA BT 425 Nos	RTB SU HA BT 636 Nos	RTB SU HA TP 425 Nos	RTB SU HA TP 636 Nos	RTB VFC Set
01	RTB SU 950	1	0	4	8	-	2	-	2	-	4
02	RTB SU 1375	0	1	4	-	8	-	2	-	2	4

ORDERING CHART - ROTARY STANDS

Roo Tilt Bins and Fixing Plates to be ordered as per your requirements.

Sr. No.	ROO TILT BIN UNIT No.	RTB RS 425 BU Set	RTB RS 636 BU Set	RTB VF 1570 Set	RTB HA 335 Set	RTB HA 546 Set	RTB HA BT 335 Nos	RTB HA BT 546 Nos	RTB VFC Set
01	RTBRS 425	1	-	4	12	-	4	-	4
02	RTBRS 636	-	1	4	-	12	-	4	4

Roo Tilt Bins - Applications



STATIONERY



PHARMACY



CONFECTIONARIES



TEXTILES



HARDWARES




FMCG



Efficient storage, space optimization, ergonomic & innovative storage solutions.



Roo Tilt Bin
Rotary Stands



Material Handling Bins



Multi & Modular
Systems



Filing
Systems




Component
Organisers



Panda Shelving Systems



Rack Protectors
& Deflectors



Floor
Gratings



ALKON PLASTICS PVT. LTD.

- 📍 Regd. Office : 801, Embassy Chamber, 3rd Road, Khar (W),
Mumbai - 400 052, Maharashtra, INDIA.
- ☎ Tel.: 0091- 22- 6501 2010, 2086 6030.
- ✉ E mail : sales@alkonplastics.com
- 🌐 Website : www.alkonplastics.com

This Catalog should not be reproduced as it is covered under Copyright Act.

